

**REPORTE DE OPERACIÓN(1) DEL SISTEMA DE TRANSPORTE DE GAS NATURAL (GN) Y LÍQUIDOS DE GAS NATURAL (LGN)
(VOLÚMENES ENTREGADOS EN EL MES DE SETIEMBRE DE 2020)**

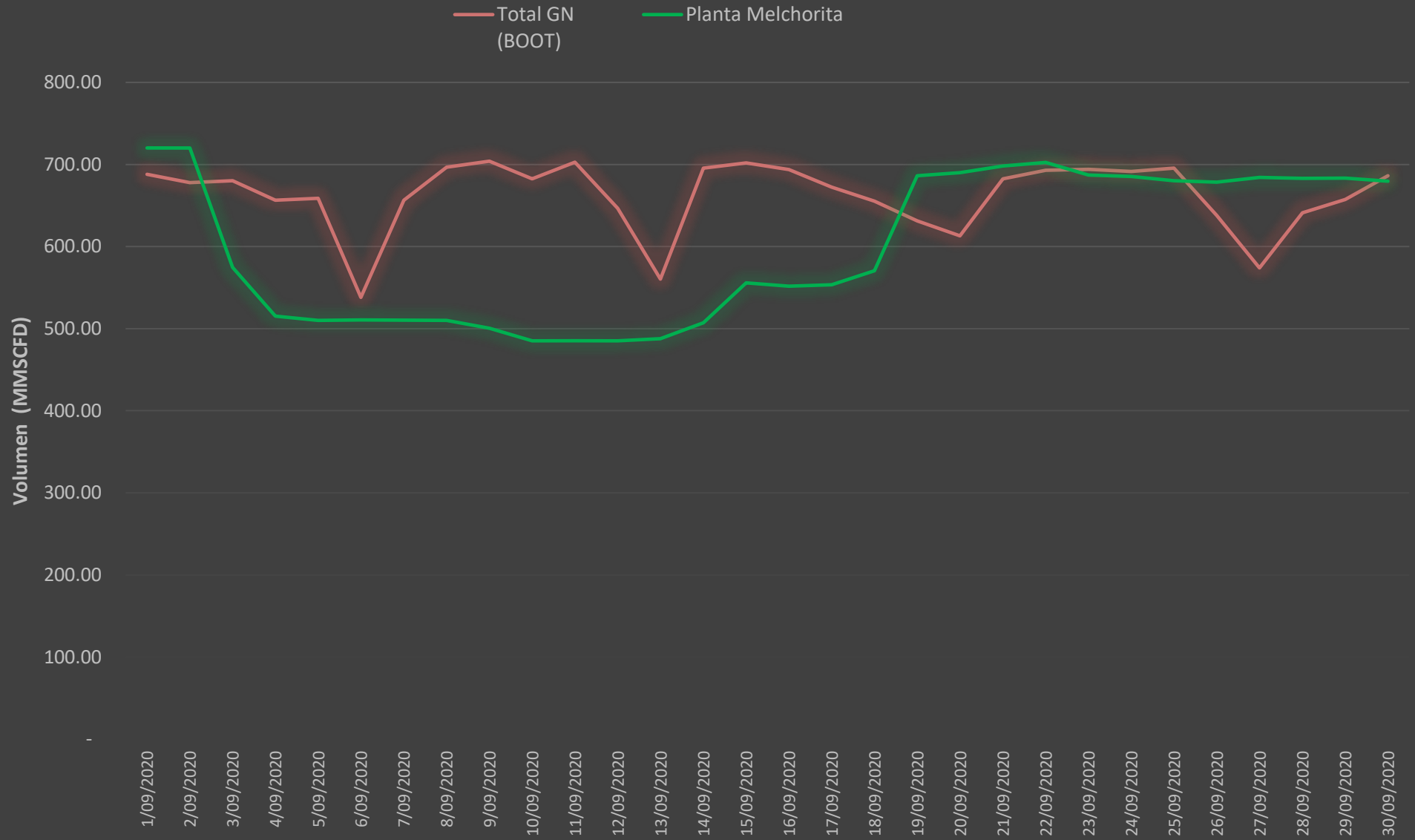
Fecha	GN (MMSCFD ²)														LGN (BPD ³)	
	Ayacucho	Contugas - Humay	Pluspetrol - Humay	Contugas - Independencia	Contugas - Chinchá	Cállda - Cañete	Cállda - Chilca 1	Cállda - Kallpa Las Flores	Cállda - Engie Energía Perú	Cállda - Chilca 2	Cállda - Kallpa	Cállda - Lurín	Planta Melchorita	Total GN	Total GN (BOOT)	Total LGN
1/09/2020	-	10.56	11.81	-	6.52	1.54	82.09	41.99	90.84	44.84	123.19	274.64	720.07	1,408.08	688.01	90,899.52
2/09/2020	-	10.46	11.84	-	6.84	1.57	82.07	10.39	90.78	44.46	123.60	296.05	720.11	1,398.18	678.07	90,328.02
3/09/2020	-	10.24	11.70	0.98	6.72	1.57	82.03	-	90.78	46.11	123.99	306.01	574.77	1,254.90	680.14	91,215.20
4/09/2020	-	10.71	11.69	-	6.23	1.55	82.04	-	90.84	46.38	124.26	282.74	515.43	1,171.87	656.43	90,528.17
5/09/2020	-	10.72	11.64	0.50	6.22	1.49	82.03	-	90.89	43.77	120.65	290.96	510.20	1,169.05	658.86	88,288.18
6/09/2020	-	10.10	11.65	-	5.28	1.32	76.20	-	90.94	36.91	112.49	193.27	510.57	1,048.73	538.16	89,200.64
7/09/2020	-	11.00	11.82	-	6.48	1.42	81.86	-	90.90	46.08	123.65	283.18	510.40	1,166.78	656.39	92,762.12
8/09/2020	-	11.40	11.66	0.65	5.91	1.45	81.81	-	95.56	46.13	124.14	318.11	510.20	1,207.02	696.82	80,554.35
9/09/2020	-	11.02	12.16	-	6.64	1.36	81.77	-	114.49	46.32	123.67	306.62	500.48	1,204.53	704.05	94,761.40
10/09/2020	-	11.20	11.74	-	6.68	1.32	81.87	0.02	126.42	43.47	124.00	275.81	485.32	1,167.85	682.53	88,626.19
11/09/2020	-	11.04	11.73	-	6.80	1.45	81.86	37.78	104.52	44.16	124.28	279.12	485.30	1,188.05	702.75	87,641.90
12/09/2020	-	11.22	11.76	-	6.45	1.44	81.86	34.48	95.91	14.18	124.21	265.18	485.30	1,132.00	646.70	86,739.81
13/09/2020	-	10.63	11.77	-	5.07	1.21	81.88	-	96.03	25.80	124.32	203.84	487.74	1,048.31	560.57	87,393.07
14/09/2020	-	10.70	11.76	1.95	6.64	1.37	81.87	-	96.09	45.95	124.47	314.79	507.25	1,202.84	695.59	87,237.08
15/09/2020	-	13.00	11.74	1.96	6.78	1.43	78.94	-	115.41	42.91	121.55	308.14	555.90	1,257.77	701.87	87,297.22
16/09/2020	-	12.91	11.59	-	6.71	1.42	81.38	-	132.88	42.27	122.65	282.18	551.75	1,245.74	693.99	88,987.67
17/09/2020	-	12.75	11.89	-	6.92	1.43	80.02	-	133.27	21.93	123.51	280.59	553.55	1,225.86	672.31	90,742.15
18/09/2020	-	12.65	11.70	-	6.79	1.42	82.39	-	133.25	0.92	123.93	282.39	570.47	1,225.92	655.44	89,676.09
19/09/2020	-	13.72	12.18	-	6.09	0.36	81.87	-	110.66	13.51	124.28	268.64	686.28	1,317.60	631.32	90,642.77
20/09/2020	-	10.76	11.84	-	5.39	0.10	75.50	-	133.45	39.11	119.29	217.55	690.00	1,303.00	612.99	90,170.84
21/09/2020	-	12.01	11.67	-	6.46	0.09	79.89	-	132.91	43.53	121.40	274.68	698.27	1,380.92	682.65	90,415.89
22/09/2020	-	13.02	11.62	-	6.07	0.09	82.32	-	133.52	46.03	123.81	276.45	702.39	1,395.32	692.93	90,031.33
23/09/2020	-	12.37	11.68	-	5.83	0.09	82.48	-	133.55	46.11	123.03	279.00	687.12	1,381.26	694.14	89,413.23
24/09/2020	-	12.81	11.69	-	5.39	0.09	81.80	-	131.09	46.08	123.89	278.83	685.57	1,377.23	691.67	89,710.11
25/09/2020	-	12.20	11.69	0.69	5.23	0.10	81.83	-	133.42	45.99	124.28	280.25	680.28	1,375.97	695.70	90,434.26
26/09/2020	-	12.47	11.75	0.15	6.26	0.18	81.60	-	133.33	2.86	122.77	266.58	678.37	1,316.34	637.96	90,200.53
27/09/2020	-	12.10	11.61	-	4.87	0.16	78.97	-	134.35	0.64	112.41	219.00	684.38	1,258.49	574.11	89,317.25
28/09/2020	-	12.25	11.44	0.11	6.48	0.17	82.51	-	132.57	0.64	122.07	272.94	683.07	1,324.25	641.18	91,152.62
29/09/2020	-	13.35	10.64	-	6.62	0.16	82.45	-	132.92	5.07	122.77	283.26	683.31	1,340.57	657.25	89,861.07
30/09/2020	-	14.72	11.83	-	6.45	0.17	77.67	-	132.92	42.71	118.60	281.22	679.55	1,365.83	686.28	85,766.65
TOTAL	-	354.09	351.31	7.00	186.82	27.53	2,432.89	124.66	3,454.49	1,014.89	3,671.18	8,242.02	17,993.40	37,860.27	19,866.86	2,679,995.33
PROMEDIO	-	11.80	11.71	0.23	6.23	0.92	81.10	4.16	115.15	33.83	122.37	274.73	599.78	1,262.01	662.23	89,333.18

(1) Los datos de volúmenes de Gas Natural y Líquidos de Gas Natural son operativos y no necesariamente coinciden con datos fiscalizados

(2) MMSCFD: Millones de Pies Cúbicos Estándar por Día

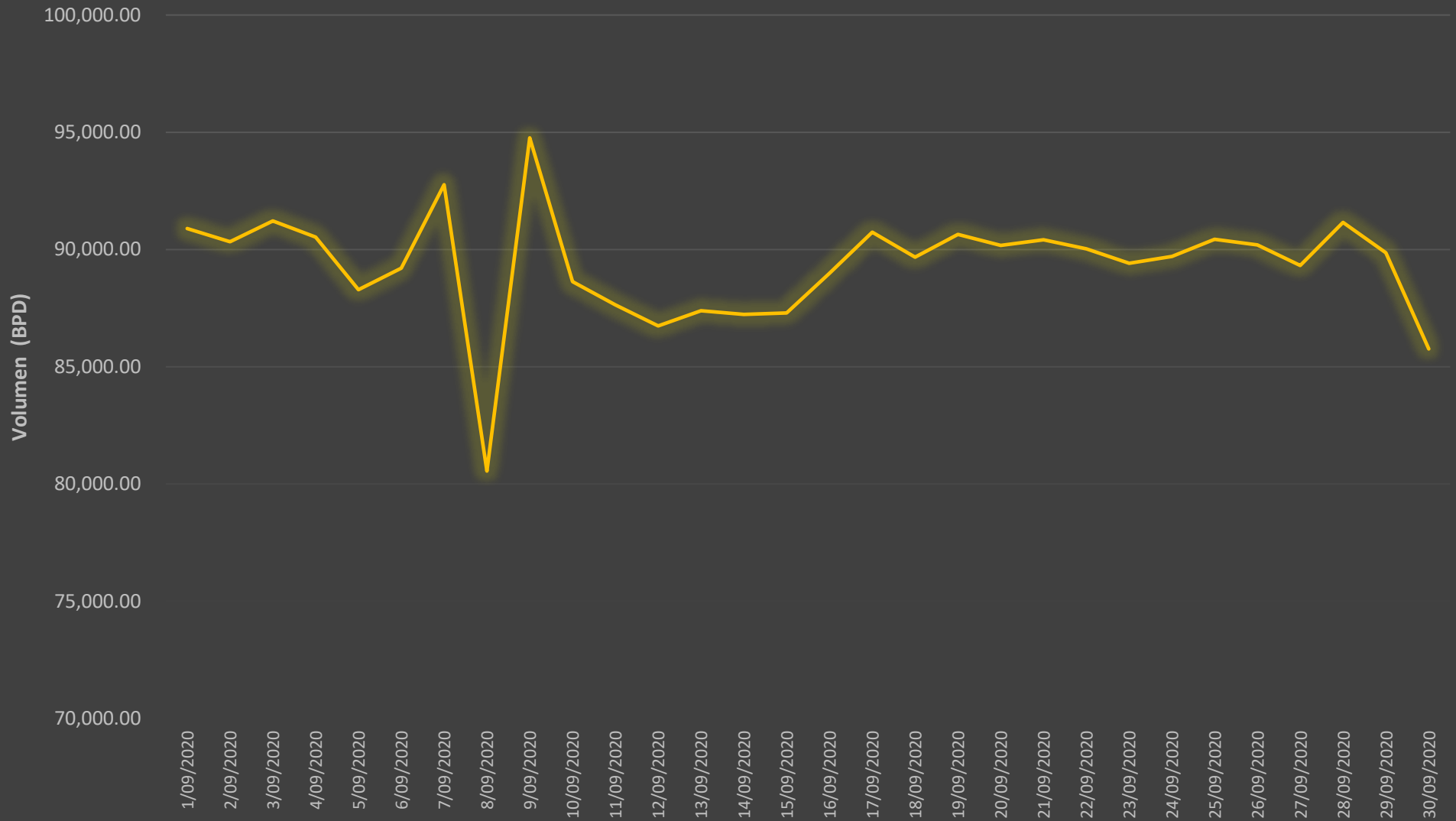
(3) BPD: Barriles por Día

Volumen de Gas Natural entregado diariamente por TGP en millones de pies cúbicos estándar por día (Periodo: setiembre 2020)

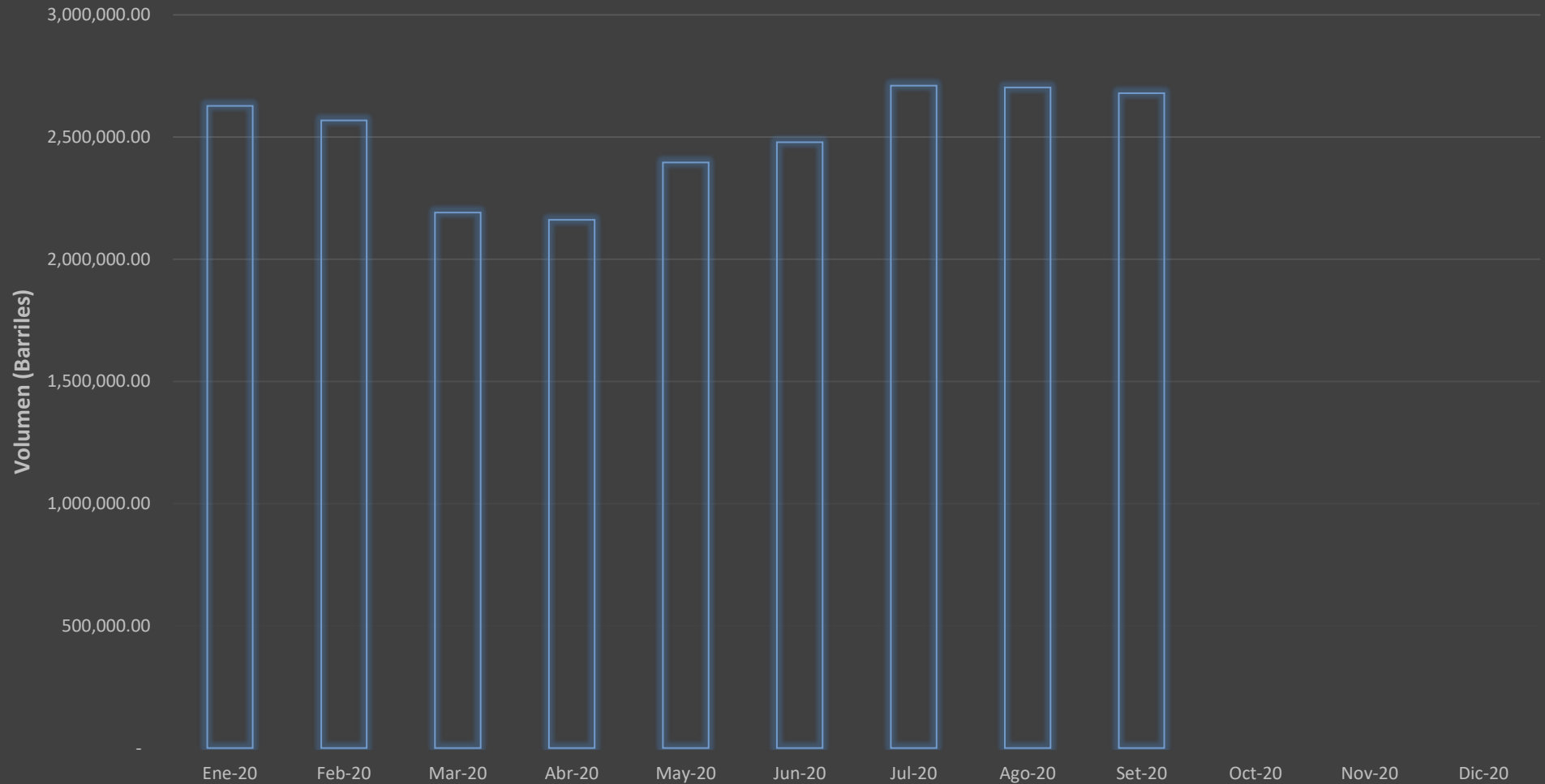


Volumen de Líquidos de Gas Natural entregado diariamente por TGP en barriles por día (Periodo: setiembre 2020)

— Total LGN



**Reporte Mensual de Volúmenes entregados en el Sistema de Transporte por Ductos de Líquidos de Gas
Natural
Año: 2020**



	Ene-20	Feb-20	Mar-20	Abr-20	May-20	Jun-20	Jul-20	Ago-20	Set-20	Oct-20	Nov-20	Dic-20
■ Total LGN (Barriles)	2,627,880.5	2,568,061.0	2,190,725.3	2,161,951.1	2,395,941.0	2,478,550.2	2,710,066.0	2,702,961.9	2,679,995.3	-	-	-

Volumen de Gas Natural entregado diariamente por TGP en millones de pies cúbicos estándar por día (Periodo: marzo 2012 a setiembre 2020)

