

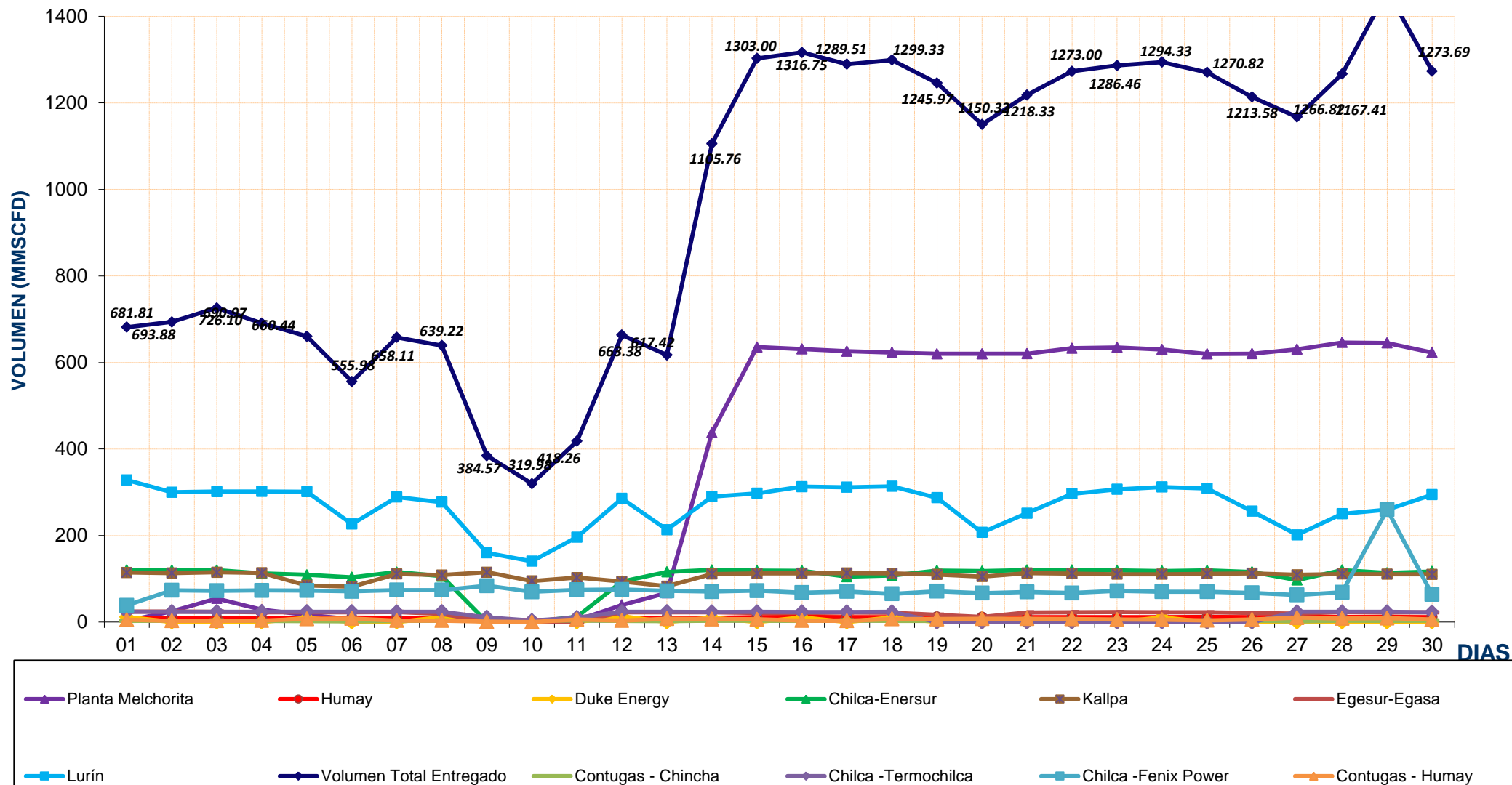
REPORTES DIARIOS DE LA OPERACIÓN DE LOS SISTEMAS DE TRANSPORTE DE GAS NATURAL (GN) Y LÍQUIDOS DE GAS NATURAL (LGN)																
CONCESIONARIO: TRANSPORTADORA DE GAS DEL PERU S.A.																
PERIODO: Septiembre 2015																
Entregas del Sistema de Transporte de Gas Natural (MMSCFD¹)															Sistema de Transporte de Líquidos de Gas Natural (BPD²)	
Días	Ducto Principal PLNG			Ducto TGP										Total Volumen Entregado	Días	Volumen Bombeado Malvinas
	Chiquintirca	C.U.A	Planta Melchorita	Humay	Duke Energy	Enersur	Kallpa	Egasa / Egesur	Chincha - Contugas	Humay - Contugas	Chilca - Termochilca	Chilca - Fenix Power	Lurín			
01-sep-15	347.35	339.62	2.71	9.55	11.80	120.05	114.40	24.24	2.94	5.40	23.68	38.64	328.39	681.81	01-sep-15	60,959.00
02-sep-15	381.91	336.55	24.66	8.81	0.00	119.86	113.22	24.05	3.11	3.01	23.75	73.24	300.18	693.88	02-sep-15	57,039.00
03-sep-15	366.75	323.32	54.40	9.09	0.00	119.73	115.00	23.97	3.32	2.79	23.74	72.35	301.72	726.10	03-sep-15	61,517.00
04-sep-15	357.16	307.20	28.74	8.69	0.00	112.47	113.55	22.61	2.77	3.34	23.80	73.07	301.92	690.97	04-sep-15	65,052.00
05-sep-15	306.91	283.56	16.64	9.26	9.70	109.16	84.75	22.85	2.43	7.54	23.75	72.88	301.48	660.44	05-sep-15	59,084.00
06-sep-15	217.00	220.24	6.41	10.05	0.00	103.40	81.93	22.87	1.66	8.32	23.79	70.84	226.71	555.98	06-sep-15	60,641.00
07-sep-15	314.92	321.07	5.78	9.84	0.00	115.52	110.94	23.24	2.60	3.51	23.71	73.97	288.99	658.11	07-sep-15	62,518.00
08-sep-15	339.88	335.44	4.05	8.29	11.49	105.80	108.69	19.09	3.41	3.41	23.89	73.85	277.25	639.22	08-sep-15	57,078.00
09-sep-15	0.00	285.42	5.23	4.63	0.00	0.09	114.91	1.21	2.82	0.91	11.00	83.74	160.03	384.57	09-sep-15	25,989.00
10-sep-15	0.00	3.63	3.60	3.63	0.00	0.09	94.95	0.80	3.09	0.05	3.42	69.74	140.61	319.98	10-sep-15	29,015.00
11-sep-15	357.72	258.26	4.20	7.24	0.00	12.46	102.61	0.66	4.01	5.98	10.35	74.51	196.23	418.26	11-sep-15	50,667.00
12-sep-15	800.65	470.52	39.39	9.56	13.59	93.46	93.46	22.49	2.96	3.50	23.93	75.14	285.90	663.38	12-sep-15	69,466.00
13-sep-15	435.31	218.01	67.41	9.28	0.00	115.70	82.83	22.86	2.36	7.65	23.76	72.06	213.51	617.42	13-sep-15	74,322.00
14-sep-15	602.57	327.62	437.79	9.68	10.30	120.36	110.98	22.89	3.07	6.84	23.37	70.48	290.00	1105.76	14-sep-15	79,776.00
15-sep-15	909.89	325.76	635.61	11.31	0.00	118.69	112.42	21.23	3.52	6.48	23.65	72.45	297.64	1303.00	15-sep-15	93,584.00
16-sep-15	943.40	348.04	631.16	11.64	10.88	118.42	112.61	21.27	2.94	3.53	23.39	67.84	313.06	1316.75	16-sep-15	96,547.00
17-sep-15	945.37	334.40	625.98	11.60	0.00	104.87	113.06	22.00	3.67	2.79	23.41	70.60	311.53	1289.51	17-sep-15	93,053.00
18-sep-15	945.05	343.39	622.97	11.37	10.78	107.68	112.24	21.50	2.87	7.12	23.57	65.39	313.84	1299.33	18-sep-15	91,654.00
19-sep-15	947.29	315.14	620.14	11.39	0.00	118.98	109.94	16.90	2.99	7.00	0.00	71.27	287.36	1245.97	19-sep-15	92,051.00
20-sep-15	944.59	247.88	620.11	11.27	0.00	117.66	104.97	12.04	2.27	7.73	0.00	66.97	207.31	1150.32	20-sep-15	92,617.50
21-sep-15	941.36	287.73	620.25	11.35	0.00	120.10	113.25	22.28	2.35	7.64	0.00	69.49	251.61	1218.33	21-sep-15	91,645.00
22-sep-15	942.90	315.99	633.05	11.35	0.00	120.02	112.07	22.85	2.78	7.22	0.00	67.13	296.53	1273.00	22-sep-15	88,196.00
23-sep-15	945.91	320.09	635.00	11.34	0.00	119.43	110.52	22.97	2.63	5.73	0.00	72.00	306.83	1286.46	23-sep-15	93,982.50
24-sep-15	945.71	331.92	630.13	11.56	11.04	117.95	110.35	22.56	2.71	5.65	0.00	70.11	312.27	1294.33	24-sep-15	91,232.00
25-sep-15	898.51	328.97	619.77	11.84	0.00	119.45	111.50	22.53	2.71	3.88	0.00	70.24	308.90	1270.82	25-sep-15	94,862.00
26-sep-15	944.14	297.98	620.25	11.50	0.00	115.78	112.58	20.78	3.27	5.80	0.00	67.32	256.30	1213.58	26-sep-15	96,236.00
27-sep-15	938.71	243.31	630.60	11.62	0.00	96.94	109.01	19.53	1.73	10.16	23.71	62.55	201.56	1167.41	27-sep-15	95,940.00
28-sep-15	930.06	296.66	646.09	11.77	0.00	120.09	110.97	23.30	3.54	8.35	23.48	68.88	250.33	1266.82	28-sep-15	95,387.00
29-sep-15	1272.34	297.31	645.16	11.77	0.00	113.56	110.33	22.34	2.83	9.06	23.70	259.99	259.99	1458.74	29-sep-15	88,928.00
30-sep-15	941.00	322.60	623.00	11.36	0.00	116.98	110.07	22.42	3.33	5.74	22.77	63.57	294.45	1273.69	30-sep-15	102,723.00
TOTAL	20,164.36	8,987.64	10,760.30	301.64	89.59	3,094.75	3,218.11	590.34	86.68	166.12	473.63	2,280.30	8,082.46	29,143.92	TOTAL	2,311,761.00
PROMEDIO	672.15	299.59	358.68	10.05	2.99	103.16	107.27	19.68	2.89	5.54	15.79	76.01	269.42	971.46	PROMEDIO	77,058.70

(*) Los datos de volúmenes de Gas Natural y Líquidos de Gas Natural son operativos y no necesariamente coinciden con datos fiscalizados.

¹ MMSCFD: Millones de Pies Cubicos Estandar por Día

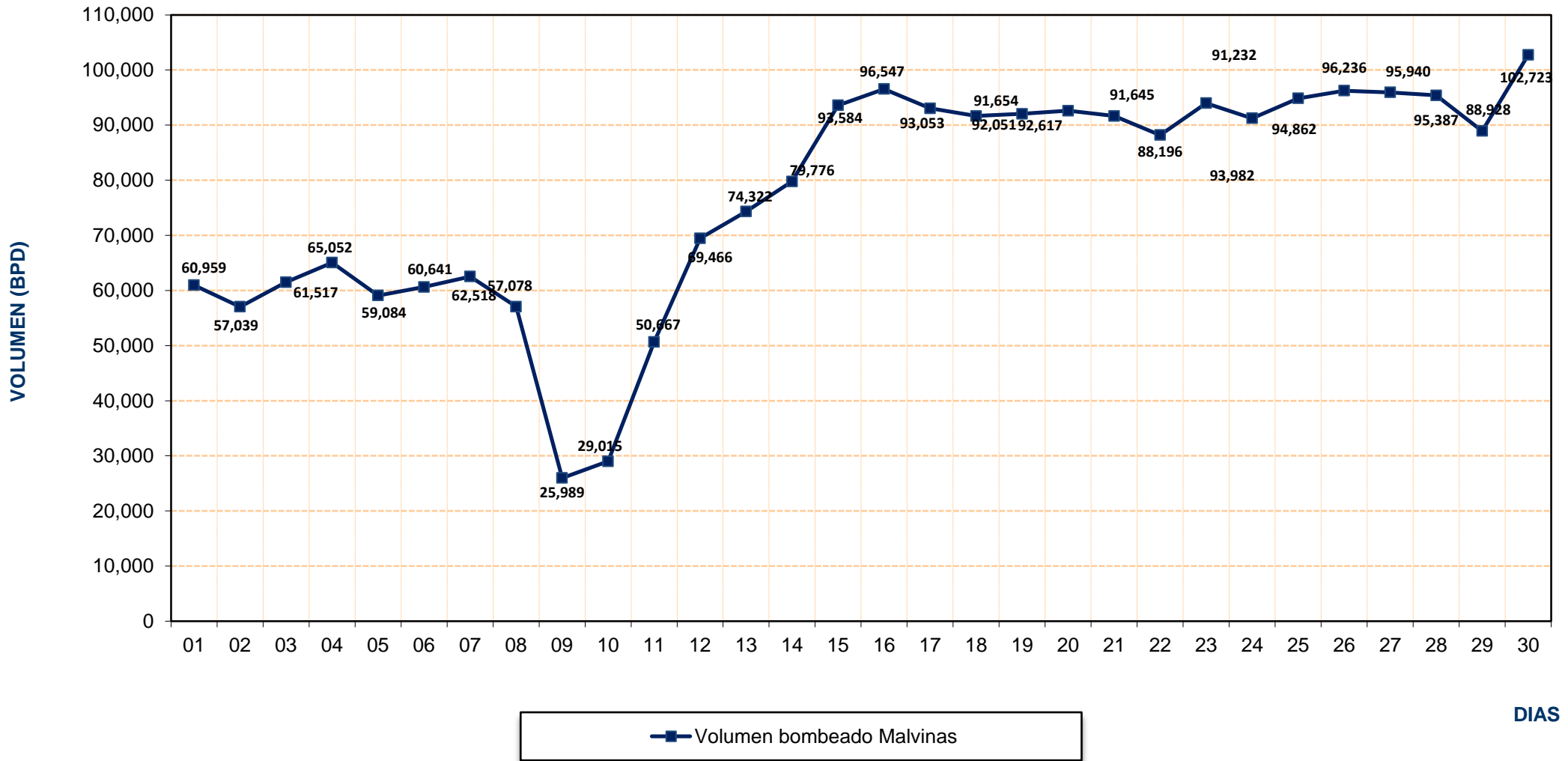
² BPD: Barriles Por Día

REPORTE OPERATIVO* DEL SISTEMA DE TRANSPORTE DE GAS NATURAL (GN) DURANTE SEPTIEMBRE 2015



* Los valores podría diferir del Volumen Fiscalizado.

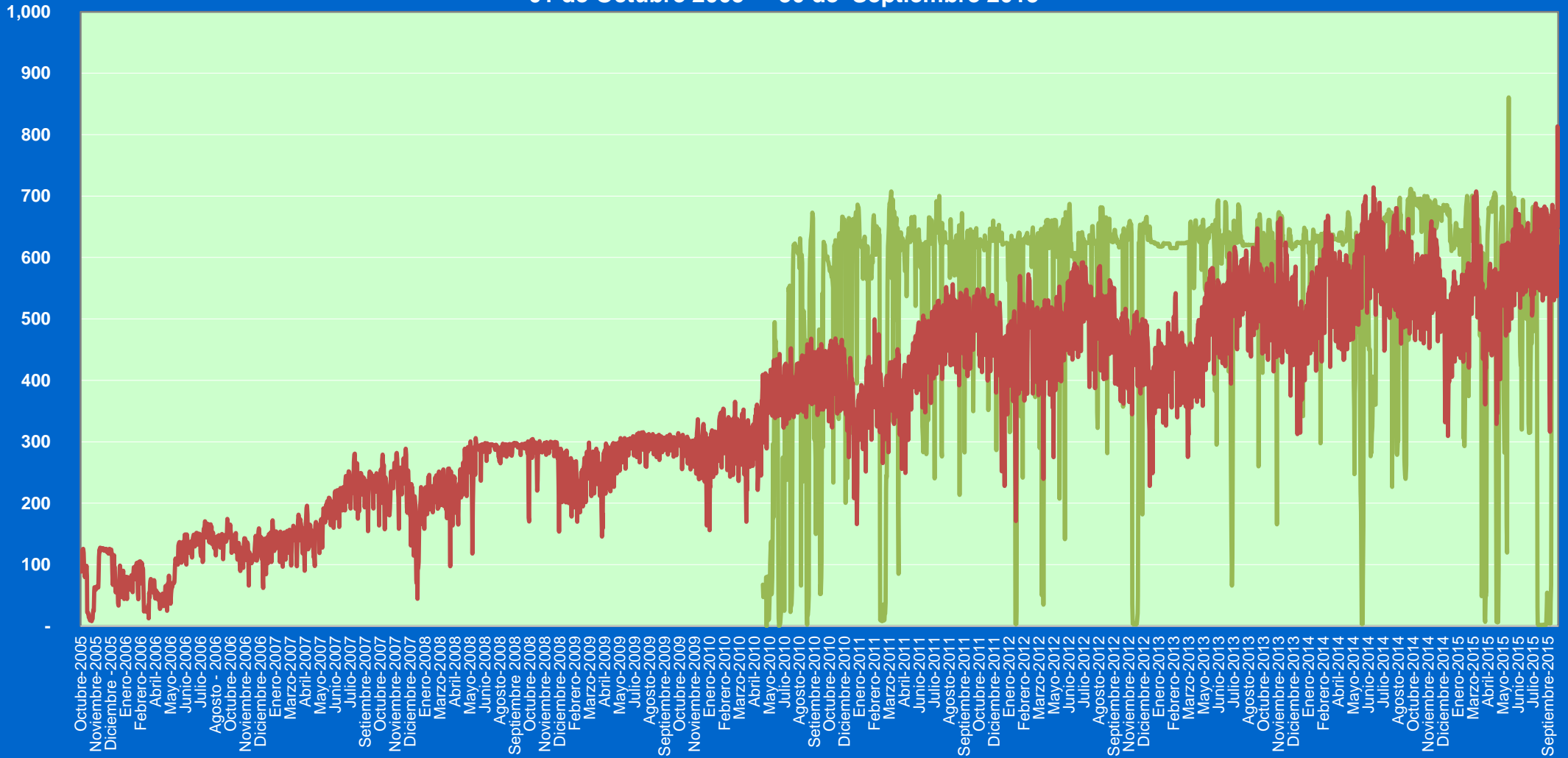
REPORTE OPERATIVO* DEL SISTEMA DE TRANSPORTE DE LÍQUIDOS DE GAS NATURAL (LGN) DURANTE SEPTIEMBRE 2015



* Los valores podría diferir del Volumen Fiscalizado.

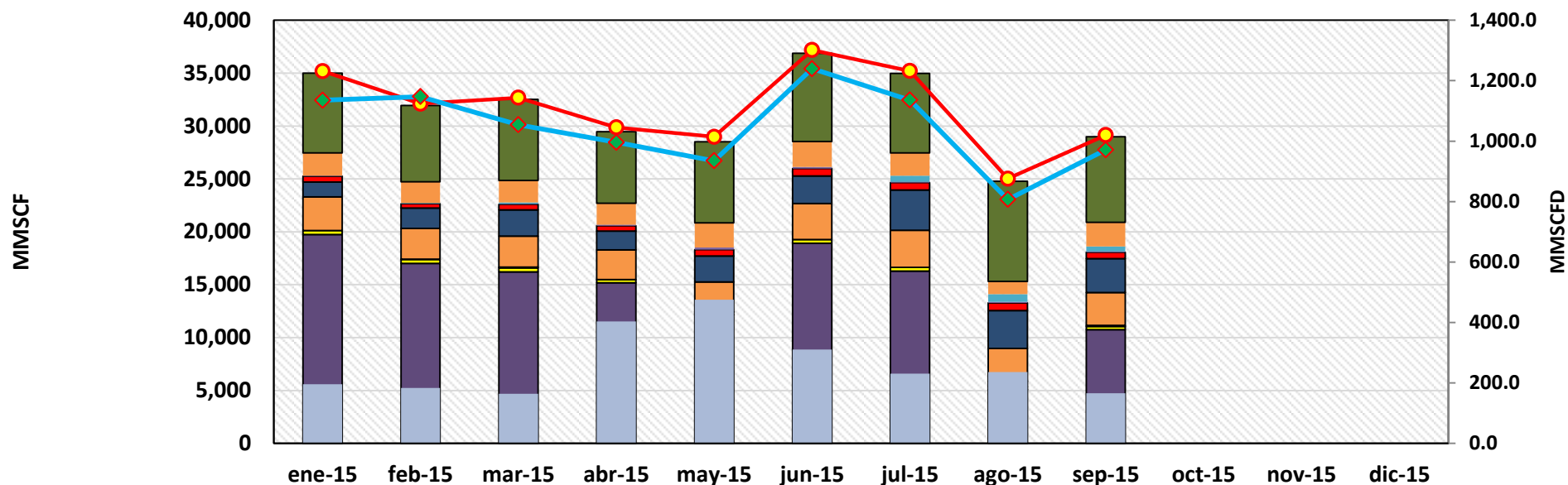
Volumen
(MMSCFD)

Volumen de Gas Natural entregado diariamente por TGP en millones de pies cúbicos diarios (MMSCFD) 01 de Octubre 2005 - 30 de Septiembre 2015



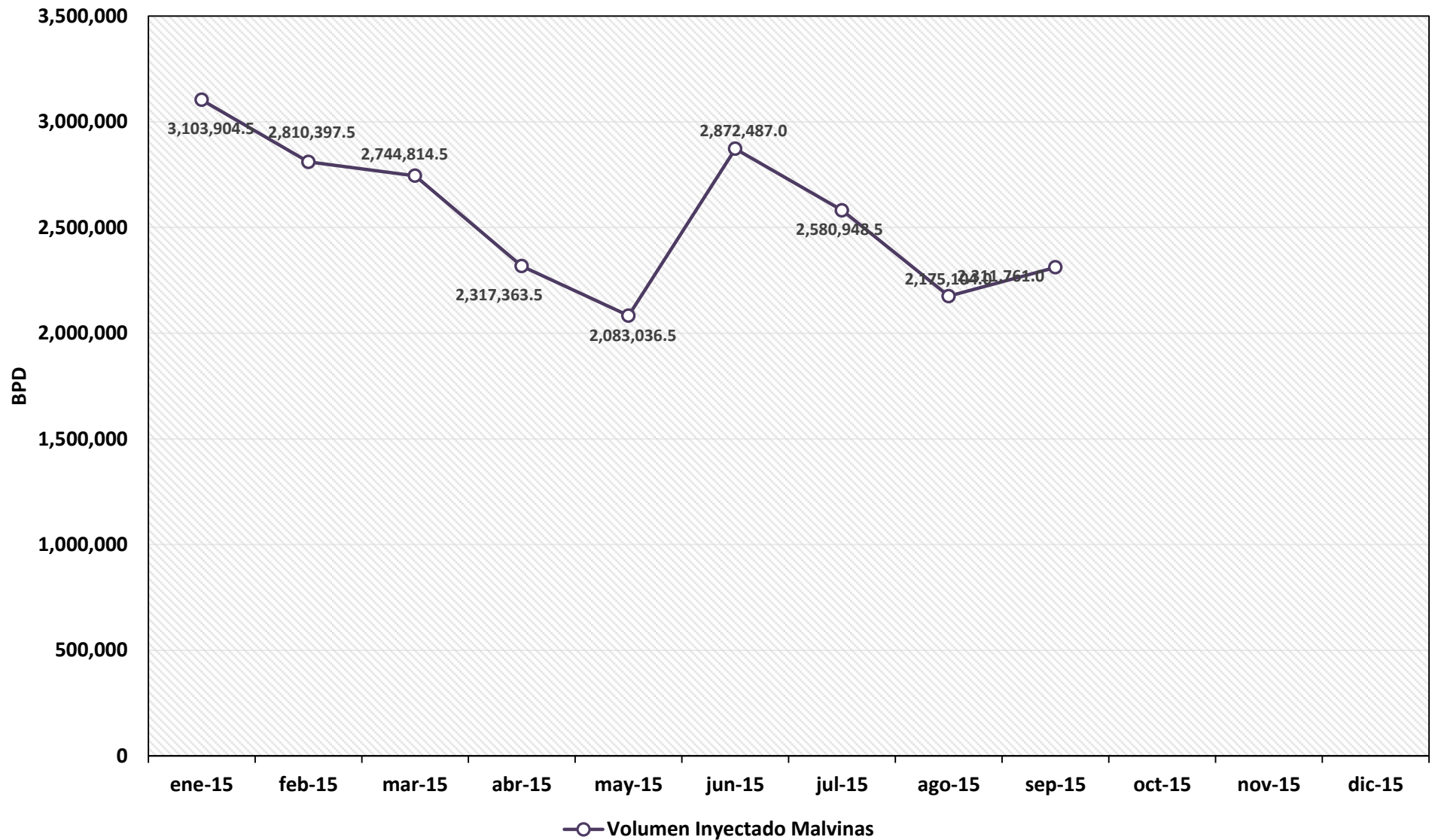
— Planta Melchorita — B.O.O.T

REPORTE MENSUAL DE VOLUMENES ENTREGADOS EN EL SISTEMA DE TRANSPORTE DE GAS NATURAL (GN) DURANTE EL 2015



	ene-15	feb-15	mar-15	abr-15	may-15	jun-15	jul-15	ago-15	sep-15	oct-15	nov-15	dic-15
Lurín	7,530.9	7,197.4	7,664.8	6,779.5	7,668.8	8,330.9	7,522.4	9,487.3	8,082.5			
Chilca - Fenix Power	2,164.2	2,009.2	2,065.4	2,015.5	2,316.3	2,417.3	2,142.8	1,198.7	2,280.3			
Chilca -Termochilca	0.0	41.6	133.5	0.0	16.2	32.3	585.3	728.9	473.6			
Contugas - Chincha	43.1	40.7	39.0	107.7	199.6	126.0	79.2	90.0	86.7			
Egesur-Egasa	551.6	404.7	535.3	491.2	591.1	685.4	683.7	730.9	590.3			
Kallpa	1,403.6	1,930.9	2,494.1	1,775.9	2,446.3	2,622.4	3,824.0	3,569.9	3,218.1			
Chilca-Enersur	3,192.9	2,882.8	2,914.8	2,825.0	2,837.9	3,390.0	3,507.9	3,126.3	3,094.8			
Duke Energy	0.0	25.3	85.8	0.0	0.0	0.0	0.0	491.1	89.6			
Humay	380.8	389.8	365.6	295.9	269.0	345.6	332.3	283.7	301.6			
Planta Melchorita	19,731.5	17,009.5	16,214.3	15,180.1	12,162.4	18,926.8	16,294.1	5,078.7	10,760.3			
Contugas - Chincha	195.5	183.3	163.9	403.2	475.6	310.5	230.9	235.5	166.1			
Total Transportado GN	35,194.0	32,115.1	32,676.5	29,873.9	28,983.2	37,187.3	35,202.7	25,021.2	29,143.9			
Promedio Total Transportado (MMSCFD)	1,135.29	1,146.97	1,054.08	995.80	934.94	1,239.58	1,135.57	807.13	971.46			

REPORTE MENSUAL DE VOLUMENES ENTREGADOS EN EL SISTEMA DE TRANSPORTE DE LIQUIDOS DE GAS NATURAL (LGN) DURANTE EL 2015



**VOLUMEN PROMEDIO DIARIO DE LÍQUIDOS DE GAS NATURAL TRANSPORTADO POR TGP EN
BARRILES POR DÍA (BPD)
Enero 2006 - Septiembre 2015**

