

**REPORTE DE OPERACIÓN(1) DEL SISTEMA DE TRANSPORTE DE GAS NATURAL (GN) Y LÍQUIDOS DE GAS NATURAL (LGN)  
(VOLÚMENES ENTREGADOS EN EL MES DE MAYO DE 2020)**

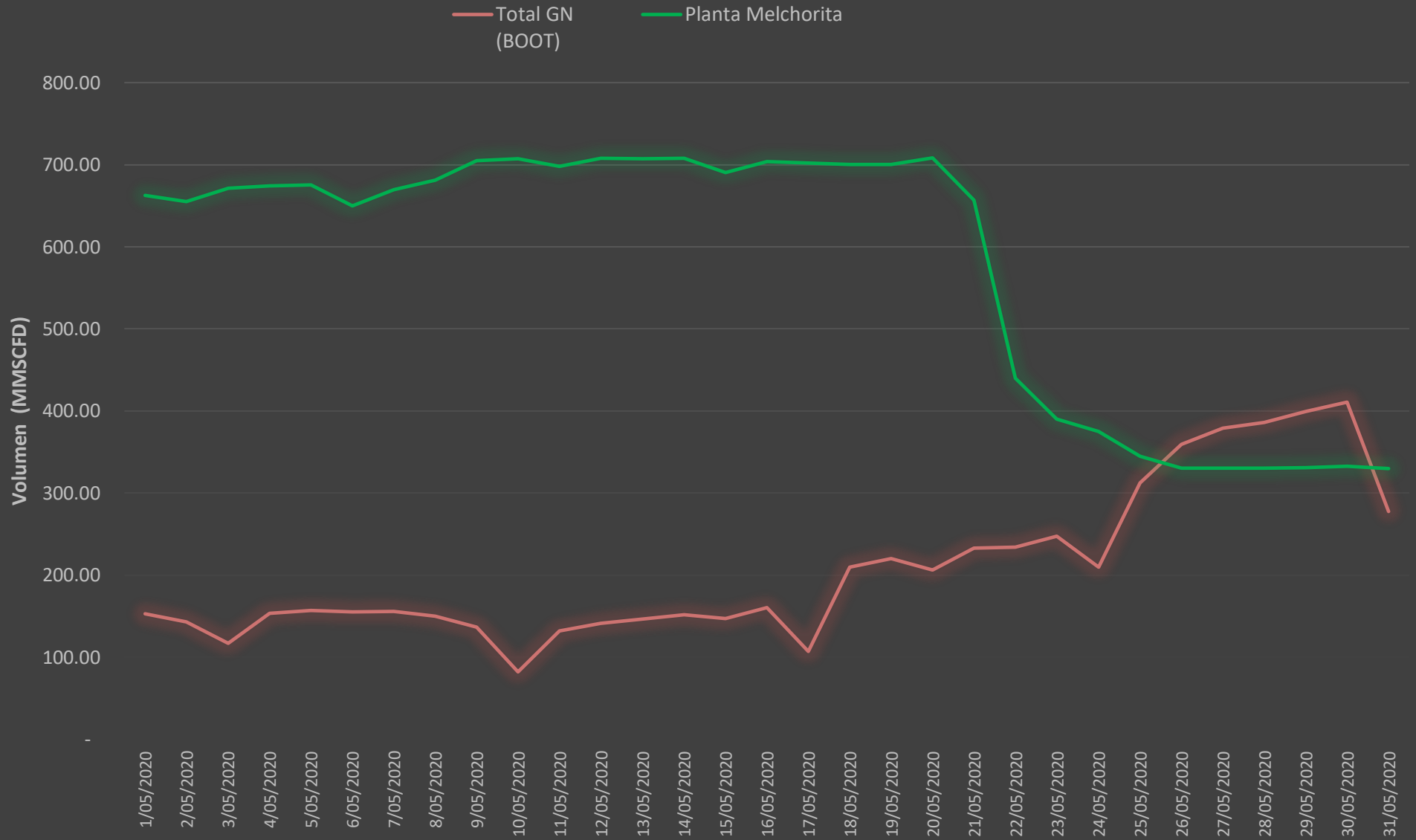
Fecha	GN (MMSCFD <sup>2</sup> )														LGN (BPD <sup>3</sup> )	
	Ayacucho	Contugas - Humay	Pluspetrol - Humay	Contugas - Independencia	Contugas - Chincha	Cálidda - Cañete	Cálidda - Chilca 1	Cálidda - Kallpa Las Flores	Cálidda - Engie Energía Perú	Cálidda - Chilca 2	Cálidda - Kallpa	Cálidda - Lurín	Planta Melchorita	Total GN	Total GN (BOOT)	Total LGN
1/05/2020	-	5.77	10.56	-	3.43	1.27	40.93	-	22.86	0.02	-	68.27	662.41	815.51	153.10	82,723.20
2/05/2020	-	5.57	10.35	-	4.34	1.29	39.35	-	7.11	0.11	-	74.98	655.30	798.41	143.11	63,005.03
3/05/2020	-	4.44	10.57	-	3.98	1.22	32.68	-	7.07	0.04	-	56.70	671.23	787.93	116.70	83,710.96
4/05/2020	-	5.39	10.73	-	4.68	1.25	33.34	-	12.06	0.22	-	85.72	674.36	827.75	153.39	80,157.40
5/05/2020	-	6.10	10.65	-	4.69	0.43	33.00	-	12.80	0.24	-	89.21	675.51	832.62	157.11	79,226.51
6/05/2020	-	6.38	10.70	-	4.76	0.61	32.86	0.00	9.68	0.27	-	89.97	650.15	805.39	155.23	77,191.44
7/05/2020	-	6.32	10.78	-	4.82	1.28	33.46	0.00	8.49	0.24	-	90.28	669.33	825.01	155.68	78,238.57
8/05/2020	-	7.20	10.70	-	4.82	1.43	32.45	-	3.55	0.28	-	89.65	681.35	831.44	150.09	78,862.08
9/05/2020	-	7.25	10.53	-	3.89	1.41	31.17	-	-	0.11	-	82.16	705.01	841.52	136.51	80,496.93
10/05/2020	-	5.97	10.98	-	4.29	1.20	0.52	0.00	4.43	0.06	-	54.72	707.15	789.32	82.17	79,495.97
11/05/2020	-	6.57	10.73	-	4.93	1.36	-	-	16.73	0.27	-	91.40	697.96	829.93	131.97	80,661.84
12/05/2020	-	7.06	10.67	-	4.95	1.42	-	-	18.28	0.25	-	98.60	707.62	848.85	141.23	79,595.72
13/05/2020	-	7.17	10.67	-	5.73	1.50	-	-	20.75	0.27	-	100.65	707.22	853.96	146.74	77,867.28
14/05/2020	-	8.47	10.71	-	5.11	1.45	-	-	22.69	0.27	-	103.16	707.58	859.43	151.85	80,512.02
15/05/2020	-	7.10	10.74	-	6.33	1.37	-	-	21.36	0.30	-	100.08	690.45	837.74	147.29	84,150.61
16/05/2020	-	8.34	10.70	-	4.66	1.36	-	-	45.52	0.21	-	89.96	703.60	864.34	160.74	77,300.88
17/05/2020	-	5.08	10.74	-	5.95	1.26	-	-	21.23	0.11	-	62.73	702.20	809.30	107.10	79,135.81
18/05/2020	-	7.65	10.79	-	6.66	1.39	6.90	-	62.73	0.28	12.66	100.79	700.12	909.98	209.86	82,260.78
19/05/2020	-	7.84	10.87	-	7.87	0.43	34.14	0.00	36.57	0.30	11.45	110.67	700.11	920.26	220.15	80,391.89
20/05/2020	-	9.06	10.96	-	7.96	0.43	43.86	-	23.60	0.28	-	110.30	708.32	914.76	206.44	81,938.42
21/05/2020	-	9.35	10.91	-	9.73	0.35	81.30	-	7.63	0.28	-	113.12	657.06	889.74	232.67	84,804.63
22/05/2020	-	8.14	10.57	-	10.99	0.21	81.24	0.00	9.73	0.26	-	112.89	440.09	674.13	234.03	70,206.73
23/05/2020	-	7.67	9.59	-	8.23	0.12	81.02	-	38.97	0.19	-	101.87	390.24	637.91	247.67	70,436.94
24/05/2020	-	7.28	9.80	-	5.62	0.17	81.09	-	32.72	0.09	-	72.96	375.19	584.93	209.73	67,812.45
25/05/2020	-	7.72	9.46	-	7.12	0.19	81.18	-	87.97	0.25	-	118.74	345.01	657.65	312.64	67,385.25
26/05/2020	-	8.12	10.17	-	6.44	0.34	81.64	-	114.15	0.24	15.29	123.01	330.37	689.75	359.38	61,314.58
27/05/2020	-	7.32	10.33	-	8.94	0.43	81.76	0.36	113.60	0.43	30.38	125.29	330.42	709.27	378.85	69,491.64
28/05/2020	-	7.07	10.25	-	9.14	0.43	81.85	42.72	109.09	0.41	-	124.94	330.56	716.46	385.90	76,369.87
29/05/2020	-	6.67	11.01	-	8.79	0.42	81.72	32.71	112.57	0.41	14.82	129.98	330.68	729.78	399.11	81,860.12
30/05/2020	-	8.74	10.75	-	9.60	0.41	81.65	39.03	108.19	0.32	36.09	116.01	332.75	743.53	410.78	79,920.40
31/05/2020	-	5.54	11.02	-	6.29	0.19	81.61	-	91.75	3.59	-	77.61	329.86	607.46	277.60	79,415.14
<b>TOTAL</b>	-	<b>218.34</b>	<b>328.01</b>	-	<b>194.73</b>	<b>26.61</b>	<b>1,290.73</b>	<b>114.83</b>	<b>1,203.87</b>	<b>10.61</b>	<b>120.70</b>	<b>2,966.42</b>	<b>17,969.20</b>	<b>24,444.04</b>	<b>6,474.84</b>	<b>2,395,941.09</b>
<b>PROMEDIO</b>	-	<b>7.04</b>	<b>10.58</b>	-	<b>6.28</b>	<b>0.86</b>	<b>41.64</b>	<b>3.70</b>	<b>38.83</b>	<b>0.34</b>	<b>3.89</b>	<b>95.69</b>	<b>579.65</b>	<b>788.52</b>	<b>208.87</b>	<b>77,288.42</b>

(1) Los datos de volúmenes de Gas Natural y Líquidos de Gas Natural son operativos y no necesariamente coinciden con datos fiscalizados

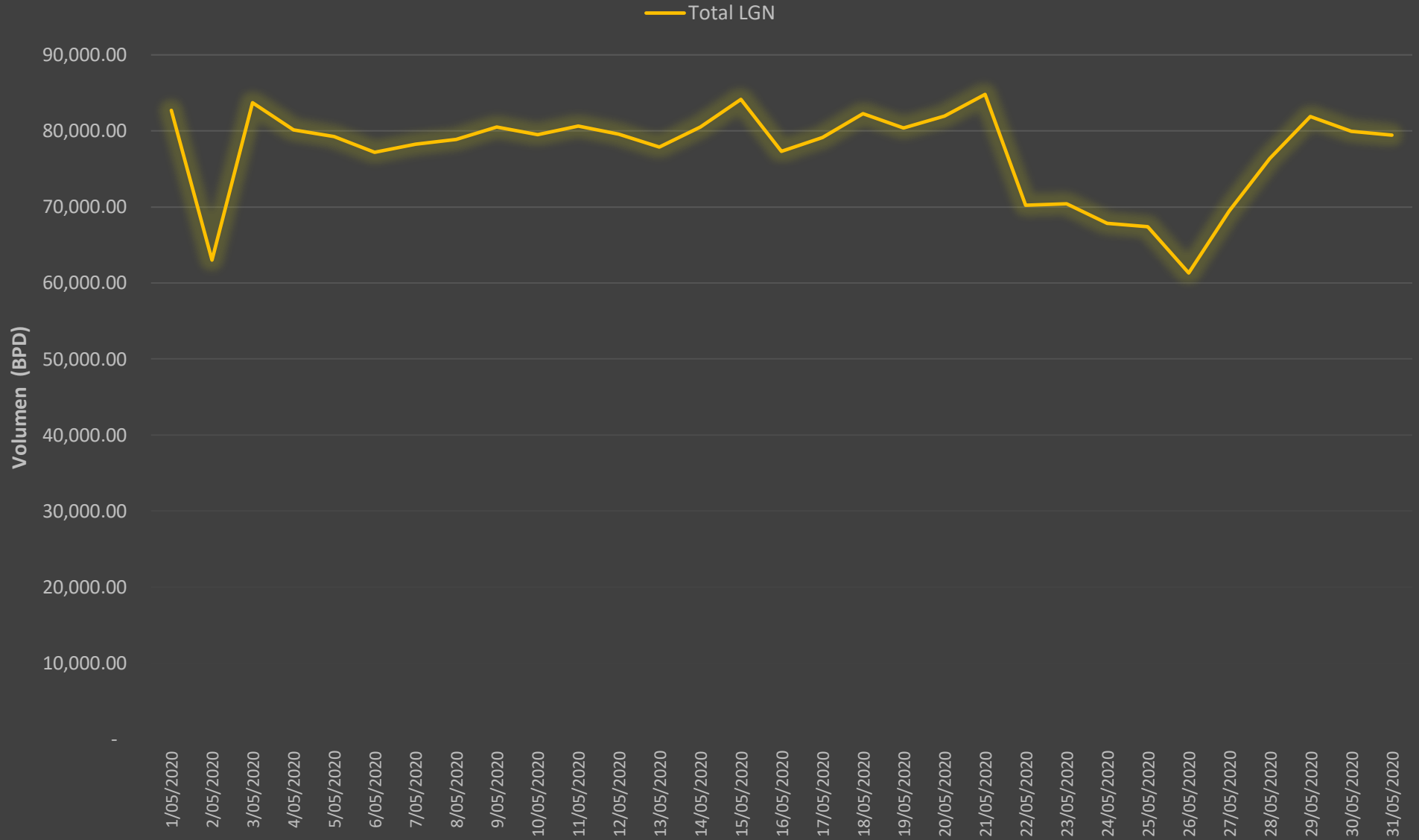
(2) MMSCFD: Millones de Pies Cúbicos Estándar por Día

(3) BPD: Barriles por Día

### Volumen de Gas Natural entregado diariamente por TGP en millones de pies cúbicos estándar por día (Periodo: mayo 2020)

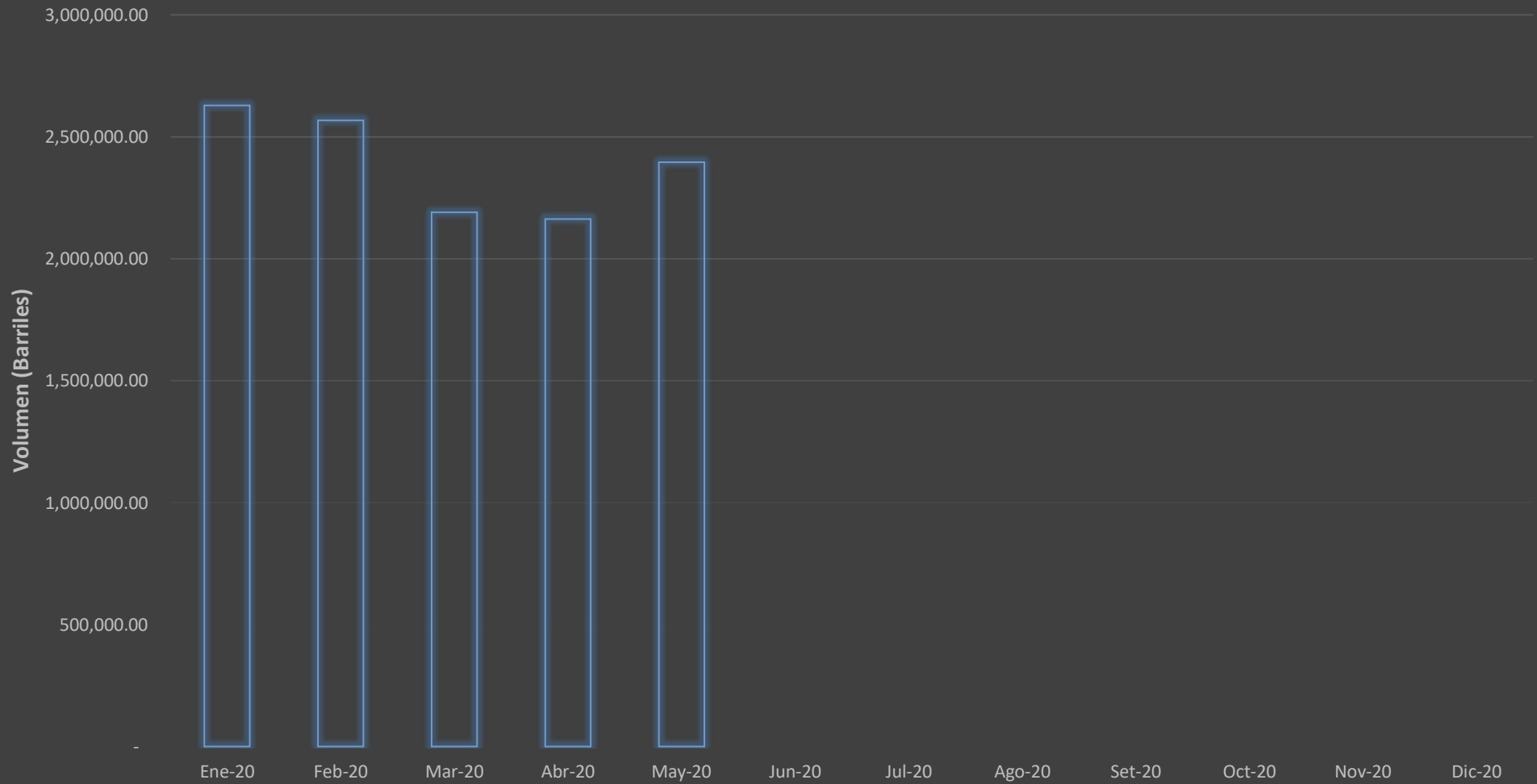


### Volumen de Líquidos de Gas Natural entregado diariamente por TGP en barriles por día (Periodo: mayo 2020)





Reporte Mensual de Volúmenes entregados en el Sistema de Transporte por Ductos de Líquidos de Gas  
 Natural  
 Año: 2020



	Ene-20	Feb-20	Mar-20	Abr-20	May-20	Jun-20	Jul-20	Ago-20	Set-20	Oct-20	Nov-20	Dic-20
Total LGN (Barriles)	2,627,880.5	2,568,061.0	2,190,725.3	2,161,951.1	2,395,941.0	-	-	-	-	-	-	-

# Volumen de Gas Natural entregado diariamente por TGP en millones de pies cúbicos estándar por día (Periodo: marzo 2012 a mayo 2020)

