

REPORTE DIARIO DE LA OPERACIÓN DE LOS SISTEMAS DE TRANSPORTE DE GAS NATURAL (GN) Y LÍQUIDOS DE GAS NATURAL (LGN)

CONCESIONARIO: TRANSPORTADORA DE GAS DEL PERU S.A.

PERIODO: MARZO 2019

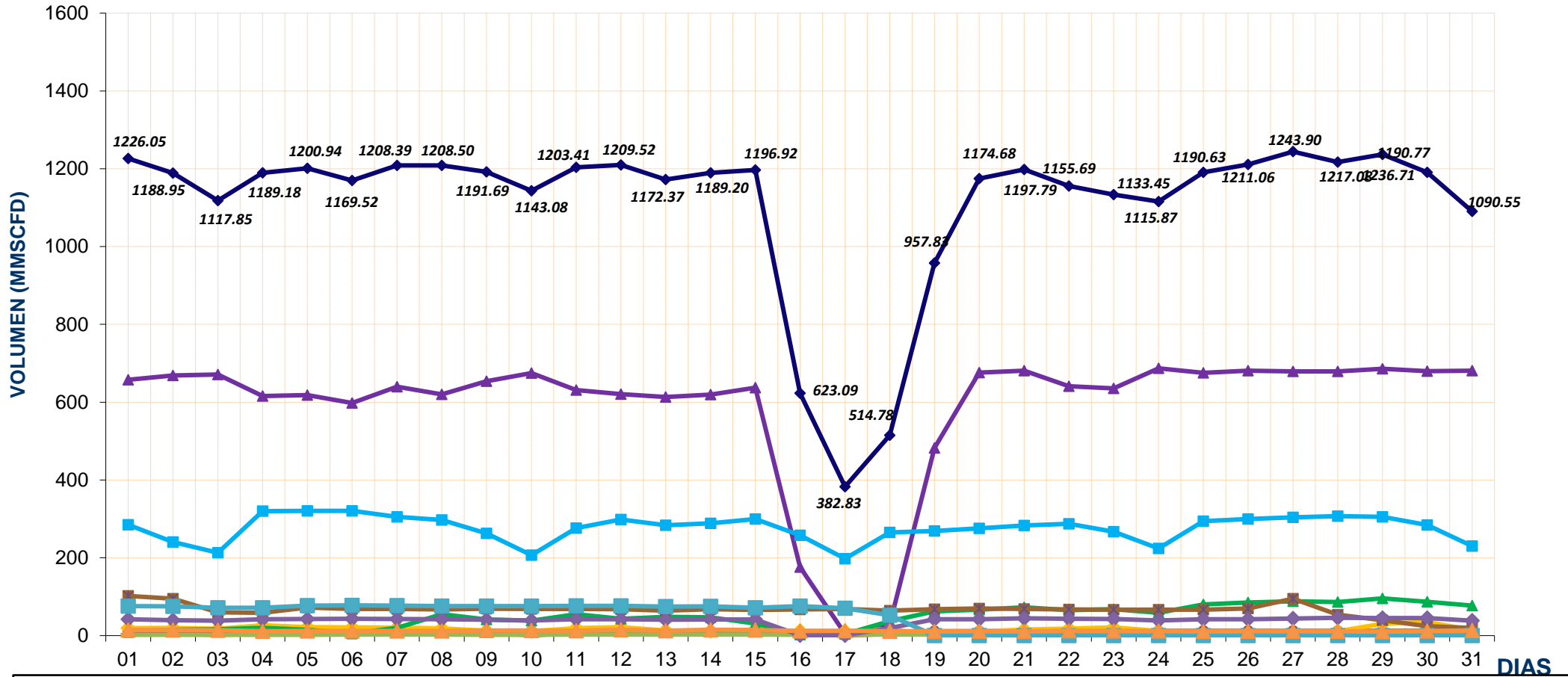
Entregas del Sistema de Transporte de Gas Natural (MMSCFD <sup>1</sup> )															Sistema de Transporte de Líquidos de Gas Natural (BPD <sup>2</sup> )	
Días	Ducto Principal PLNG			Ducto TGP										Total Volumen Entregado	Días	Volumen Bombeado Malvinas
	Chiquintirca	C.U.A	Planta Melchorita	Humay	Duke Energy	Engle Energía Perú	Kallpa	Independencia	Chincha - Contugas	Humay - Contugas	Chilca - Termochilca	Chilca - Fenix Power	Lurín			
01-mar-19	891.45	257.67	657.67	12.09	19.28	9.00	102.06	6.13	2.43	14.53	41.93	76.14	284.78	1226.05	01-mar-19	93,451.00
02-mar-19	897.43	233.52	668.47	11.97	19.90	15.19	94.78	6.27	2.26	14.52	39.68	75.39	240.53	1188.95	02-mar-19	93,305.00
03-mar-19	885.86	183.42	671.03	12.18	17.59	16.08	60.12	1.72	1.90	14.02	38.42	71.56	213.22	1117.85	03-mar-19	93,967.00
04-mar-19	906.12	285.47	615.83	11.77	27.02	20.08	58.45	8.30	2.42	11.54	42.21	71.56	320.01	1189.18	04-mar-19	92,366.00
05-mar-19	895.35	287.61	618.26	11.72	21.53	14.77	72.37	7.33	2.42	12.26	42.90	76.85	320.54	1200.94	05-mar-19	91,161.00
06-mar-19	891.80	288.42	597.84	11.53	21.06	4.90	68.61	9.13	2.58	11.74	43.52	77.91	320.71	1169.52	06-mar-19	90,459.00
07-mar-19	891.83	267.80	639.99	10.95	20.55	19.92	68.42	9.06	2.78	11.89	42.66	76.95	305.23	1208.39	07-mar-19	92,650.00
08-mar-19	903.29	290.31	620.13	11.68	18.69	55.05	67.30	6.28	2.71	11.79	42.02	75.64	297.20	1208.50	08-mar-19	91,894.00
09-mar-19	891.55	246.74	653.64	11.95	12.43	41.36	69.21	7.89	2.27	13.03	41.02	75.91	262.99	1191.69	09-mar-19	91,480.00
10-mar-19	904.17	196.93	675.04	11.80	11.36	38.64	68.30	0.69	1.99	13.32	38.77	76.05	207.14	1143.08	10-mar-19	93,403.00
11-mar-19	902.34	274.67	630.96	11.90	19.16	54.85	68.57	7.17	2.67	12.88	42.28	76.41	276.56	1203.41	11-mar-19	92,769.00
12-mar-19	900.10	287.94	620.44	11.82	21.62	43.45	67.94	9.04	2.96	14.93	42.31	76.74	298.26	1209.52	12-mar-19	92,437.00
13-mar-19	901.11	276.98	613.31	11.66	13.19	48.29	64.41	5.84	3.03	12.88	40.94	74.95	283.87	1172.37	13-mar-19	92,610.00
14-mar-19	902.71	278.07	619.21	11.53	11.66	47.27	67.63	8.30	2.90	15.11	41.76	75.27	288.56	1189.20	14-mar-19	92,557.00
15-mar-19	991.66	281.02	637.29	11.58	15.58	31.23	65.80	5.80	2.75	14.22	41.76	71.34	299.58	1196.92	15-mar-19	93,402.00
16-mar-19	450.40	169.88	176.05	11.07	11.80	2.96	67.37	4.58	2.25	12.11	1.04	76.03	257.83	623.09	16-mar-19	66,387.00
17-mar-19	-62.85	176.25	4.57	10.07	11.32	3.98	68.74	0.39	1.98	12.49	0.97	70.53	197.78	382.83	17-mar-19	25,902.00
18-mar-19	490.66	351.97	29.28	10.43	17.41	37.12	64.30	4.84	2.70	11.18	19.44	52.73	265.34	514.78	18-mar-19	54,454.00
19-mar-19	667.08	210.08	482.53	11.33	0.00	62.42	68.20	8.36	2.94	10.84	41.93	0.00	269.28	957.83	19-mar-19	81,190.00
20-mar-19	832.15	194.51	676.02	11.37	10.89	66.76	69.56	8.19	2.69	11.11	42.33	0.00	275.77	1174.68	20-mar-19	86,838.00
21-mar-19	878.19	214.18	681.09	11.79	15.66	72.97	68.29	6.93	2.72	10.90	44.55	0.00	282.91	1197.79	21-mar-19	90,942.00
22-mar-19	892.25	241.26	640.88	11.49	18.26	65.19	67.53	5.99	2.81	12.74	43.19	0.00	287.61	1155.69	22-mar-19	75,225.00
23-mar-19	837.28	212.48	635.72	11.34	20.89	67.66	66.63	6.56	2.65	11.84	42.81	0.00	267.34	1133.45	23-mar-19	71,422.00
24-mar-19	864.18	163.39	686.97	11.66	12.06	58.42	66.85	3.08	2.28	11.68	38.87	0.00	224.00	1115.87	24-mar-19	93,406.00
25-mar-19	896.85	218.08	675.46	11.85	0.00	80.46	66.90	5.69	3.03	10.77	42.21	0.00	294.27	1190.63	25-mar-19	94,810.00
26-mar-19	883.75	228.87	681.03	12.03	0.00	84.84	69.56	7.63	3.04	11.06	42.37	0.00	299.51	1211.06	26-mar-19	94,716.00
27-mar-19	915.89	252.23	679.03	12.00	0.00	88.47	95.07	6.87	3.05	11.44	43.74	0.00	304.24	1243.90	27-mar-19	93,006.00
28-mar-19	940.80	247.19	678.87	12.06	11.18	86.37	53.64	7.33	3.11	11.38	45.89	0.00	307.24	1217.08	28-mar-19	92,769.00
29-mar-19	912.82	247.49	685.80	12.22	30.34	95.73	39.75	7.82	4.47	10.41	45.08	0.00	305.08	1236.71	29-mar-19	93,238.00
30-mar-19	906.74	221.67	679.50	12.31	35.29	86.75	24.39	4.63	6.42	11.95	44.90	0.00	284.62	1190.77	30-mar-19	93,158.00
31-mar-19	903.21	164.37	680.73	12.25	13.54	77.02	19.75	0.00	5.21	13.34	38.44	0.00	230.26	1090.55	31-mar-19	93,364.00
<b>TOTAL</b>	<b>25,766.16</b>	<b>7,450.48</b>	<b>18,312.66</b>	<b>361.42</b>	<b>479.23</b>	<b>1,497.20</b>	<b>2,040.49</b>	<b>187.83</b>	<b>89.42</b>	<b>383.91</b>	<b>1,199.94</b>	<b>1,327.95</b>	<b>8,572.24</b>	<b>34,452.27</b>	<b>TOTAL</b>	<b>2,688,738.00</b>
<b>PROMEDIO</b>	<b>831.17</b>	<b>240.34</b>	<b>590.73</b>	<b>11.66</b>	<b>15.46</b>	<b>48.30</b>	<b>65.82</b>	<b>6.06</b>	<b>2.88</b>	<b>12.38</b>	<b>38.71</b>	<b>42.84</b>	<b>276.52</b>	<b>1,111.36</b>	<b>PROMEDIO</b>	<b>86,733.48</b>

(\*) Los datos de volúmenes de Gas Natural y Líquidos de Gas Natural son operativos y no necesariamente coinciden con datos fiscalizados.

<sup>1</sup> MMSCFD: Millones de Pies Cúbicos Estándar por Día

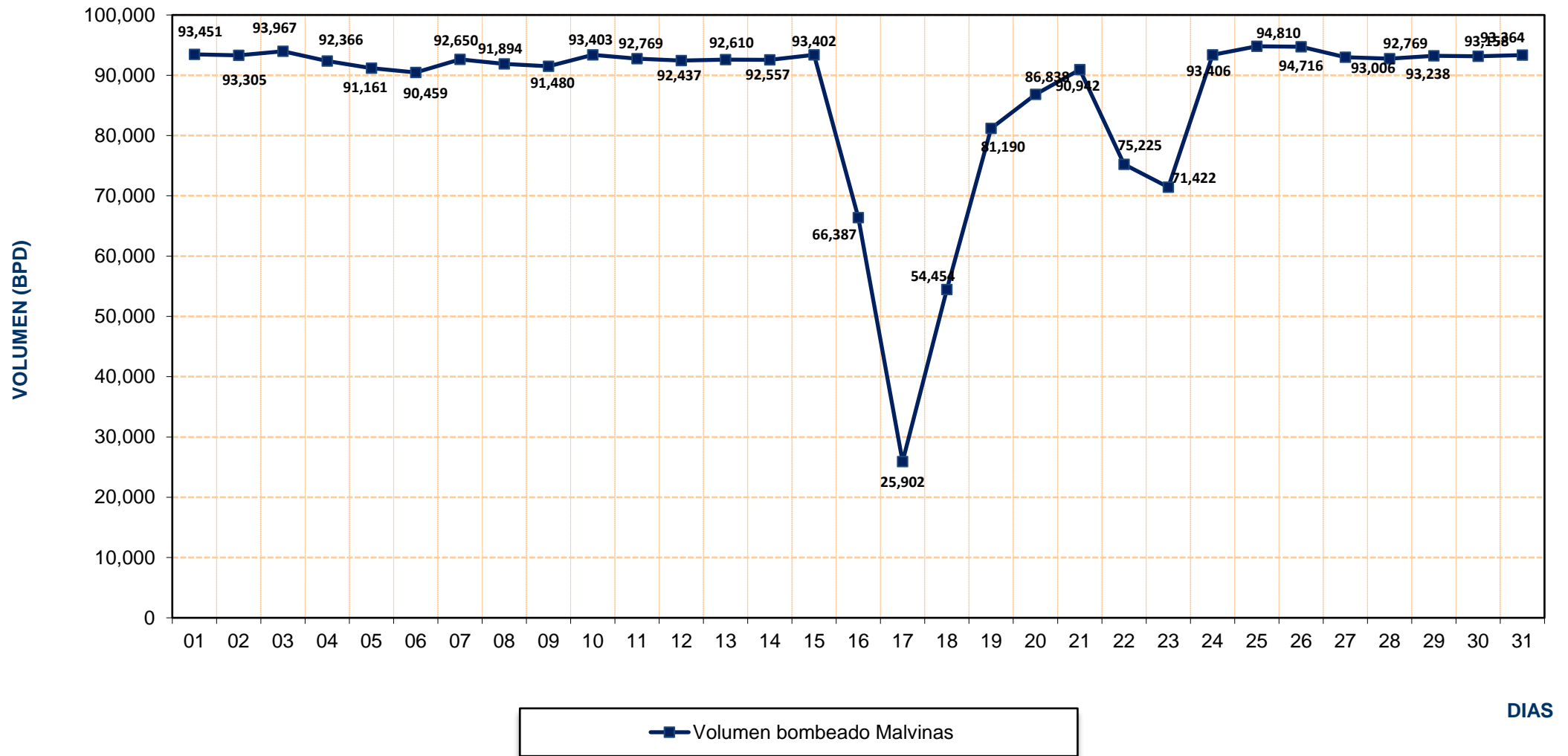
<sup>2</sup> BPD: Barriles Por Día

## REPORTE OPERATIVO\* DEL SISTEMA DE TRANSPORTE DE GAS NATURAL (GN) DURANTE MARZO 2019



\* Los valores podría diferir del Volumen Fiscalizado.

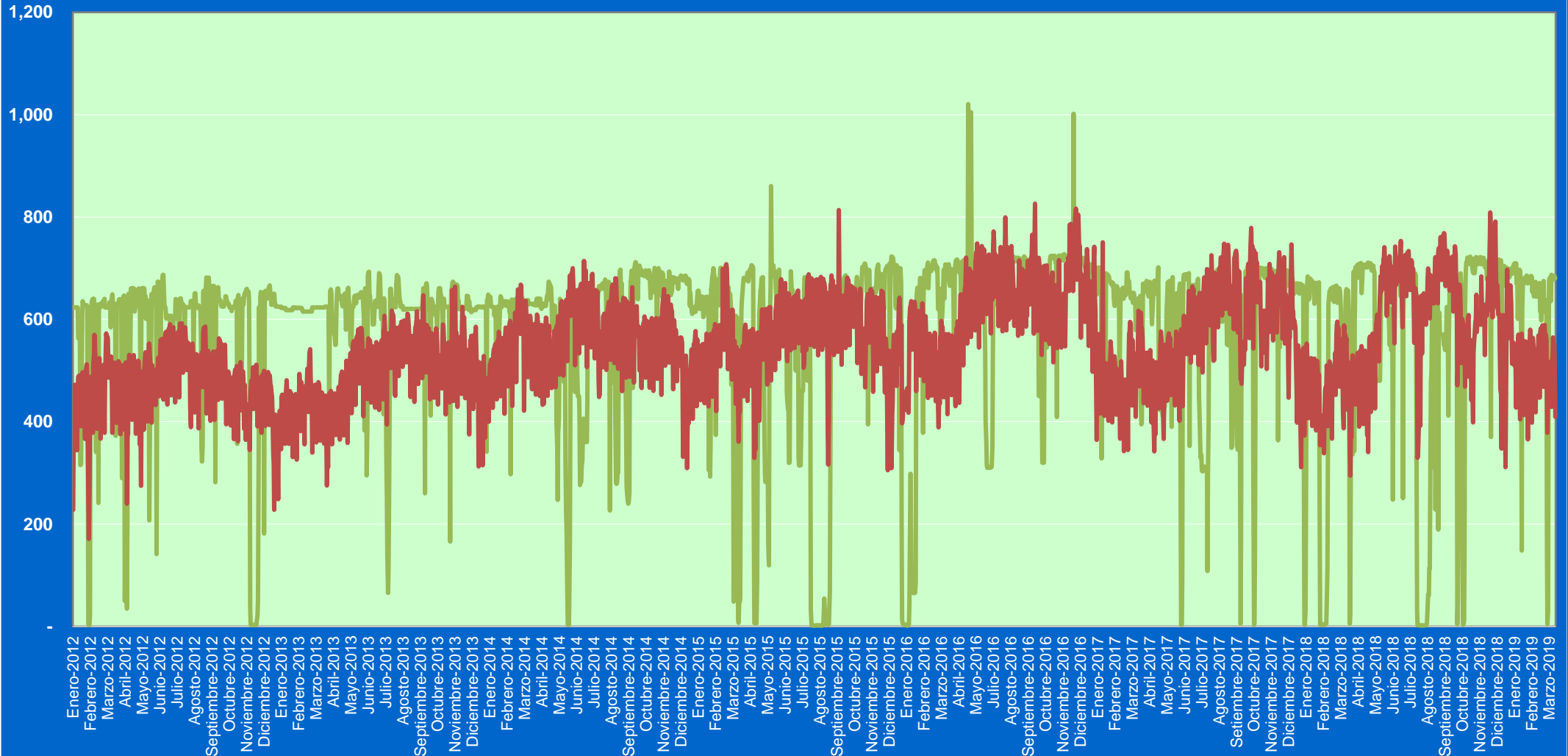
## REPORTE OPERATIVO\* DEL SISTEMA DE TRANSPORTE DE LÍQUIDOS DE GAS NATURAL (LGN) DURANTE MARZO 2019



\* Los valores podría diferir del Volumen Fiscalizado.

Volumen  
(MMSCFD)

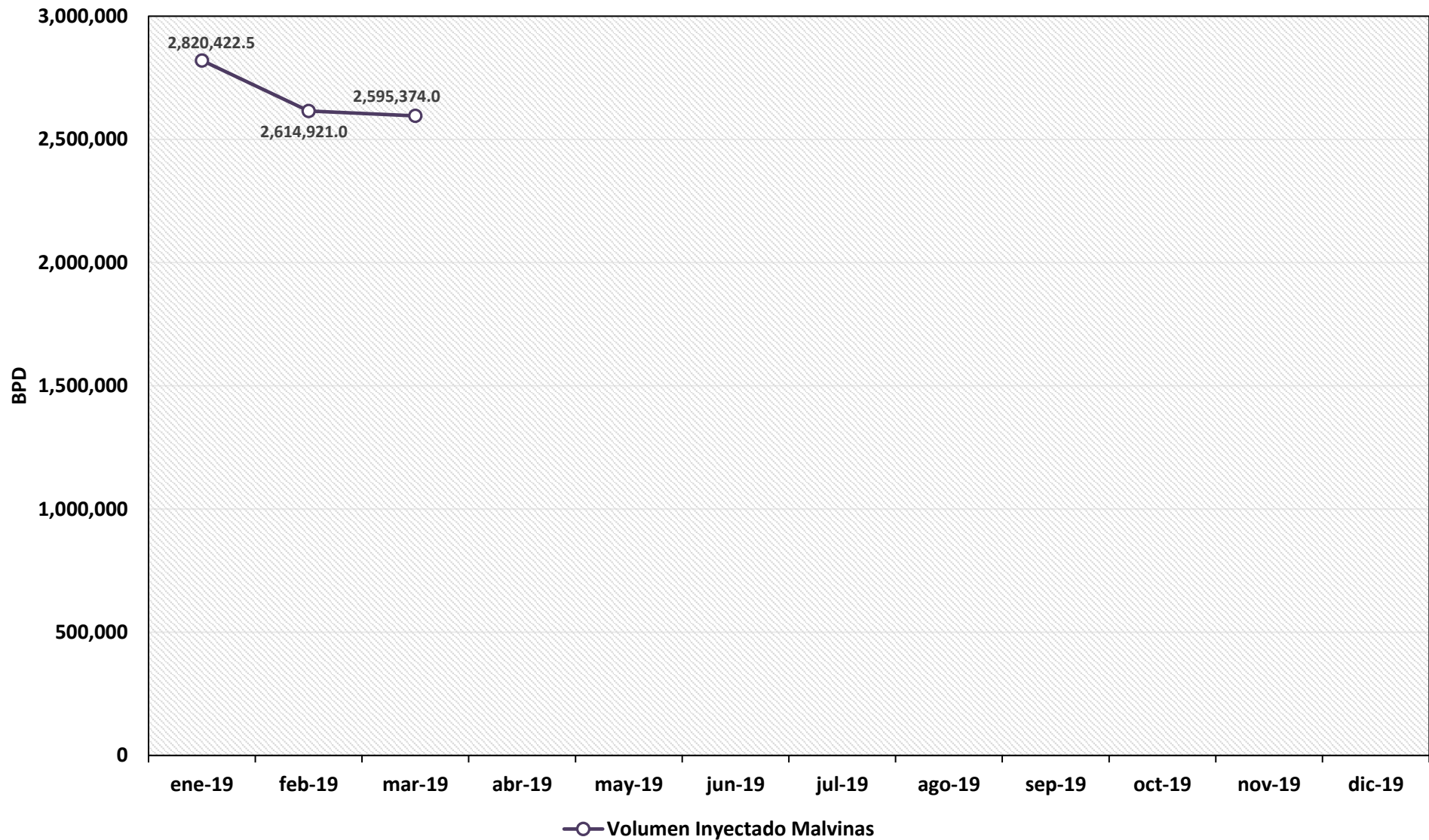
### Volumen de Gas Natural entregado diariamente por TGP en millones de pies cúbicos diarios (MMSCFD) Enero 2012 - 31 de marzo 2019



— Planta Melchorita — B.O.O.T



## REPORTE MENSUAL DE VOLUMENES ENTREGADOS EN EL SISTEMA DE TRANSPORTE DE LIQUIDOS DE GAS NATURAL (LGN) DURANTE EL 2019



# VOLUMEN PROMEDIO DIARIO DE LÍQUIDOS DE GAS NATURAL TRANSPORTADO POR TGP EN BARRILES POR DÍA (BPD) Junio 2012 - Marzo 2019

