

REPORTE DIARIO DE LA OPERACIÓN DE LOS SISTEMAS DE TRANSPORTE DE GAS NATURAL (GN) Y LÍQUIDOS DE GAS NATURAL (LGN)

CONCESIONARIO: TRANSPORTADORA DE GAS DEL PERU S.A.

PERIODO: MARZO 2018

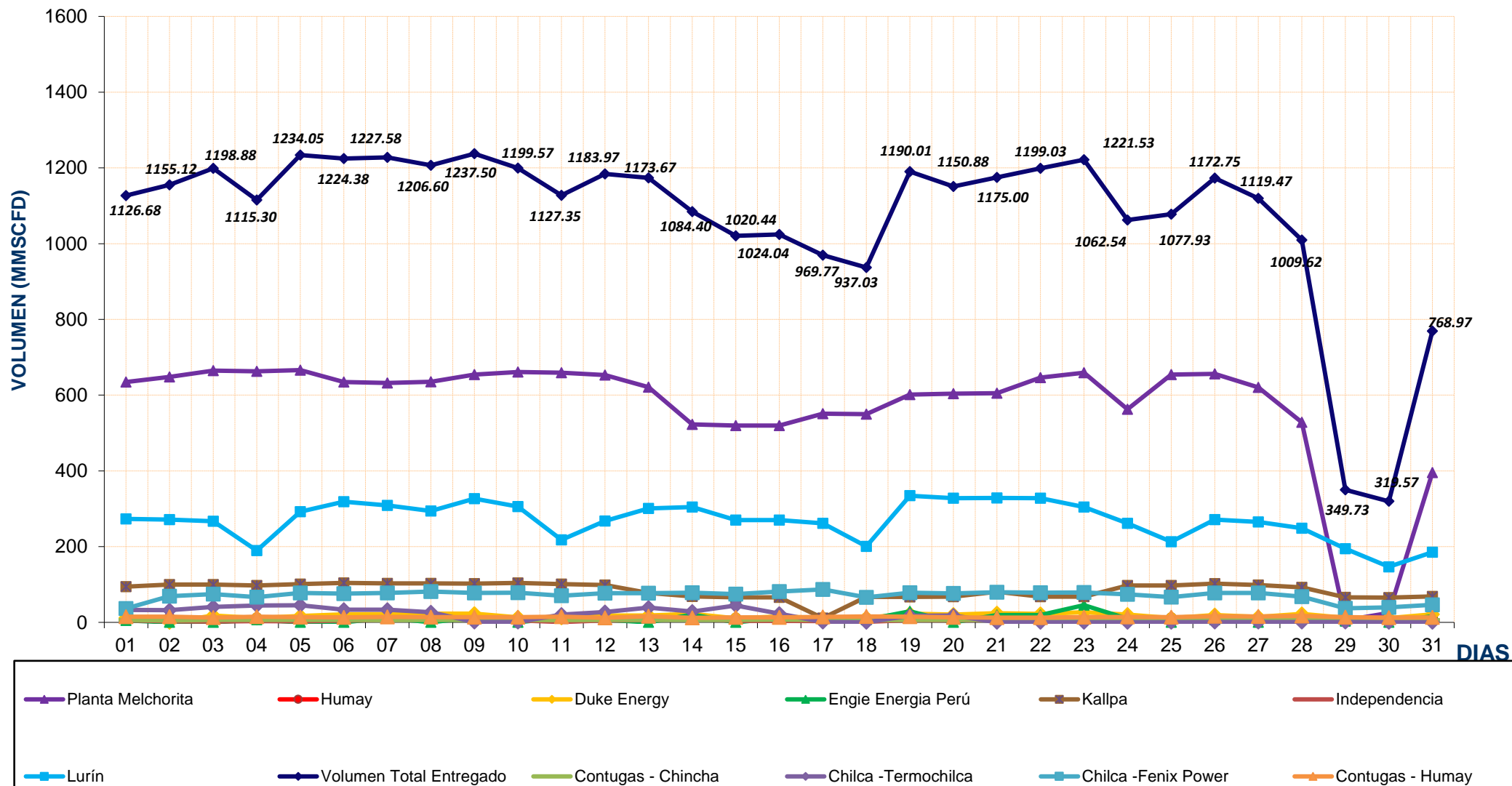
| Entregas del Sistema de Transporte de Gas Natural (MMSCFD ¹) | | | | | | | | | | | | | | | Sistema de Transporte de Líquidos de Gas Natural (BPD ²) | |
|--|----------------------|-----------------|-------------------|---------------|---------------|--------------------|-----------------|---------------|--------------------|------------------|----------------------|----------------------|-----------------|-------------------------|--|---------------------------|
| Días | Ducto Principal PLNG | | | Ducto TGP | | | | | | | | | | Total Volumen Entregado | Días | Volumen Bombeado Malvinas |
| | Chiquintirca | C.U.A | Planta Melchorita | Humay | Duke Energy | Engle Energía Perú | Kallpa | Independencia | Chincha - Contugas | Humay - Contugas | Chilca - Termochilca | Chilca - Fenix Power | Lurín | | | |
| 01-mar-18 | 871.72 | 220.85 | 634.38 | 11.97 | 11.87 | 4.94 | 94.36 | 5.41 | 6.28 | 14.92 | 32.60 | 36.60 | 273.35 | 1126.68 | 01-mar-18 | 94,094.00 |
| 02-mar-18 | 892.23 | 227.91 | 647.82 | 12.47 | 0.00 | 0.00 | 99.91 | 2.63 | 4.70 | 15.08 | 32.36 | 68.99 | 271.18 | 1155.12 | 02-mar-18 | 92,959.00 |
| 03-mar-18 | 911.27 | 241.04 | 664.62 | 12.34 | 17.82 | 0.00 | 99.69 | 2.10 | 6.63 | 12.82 | 40.99 | 74.92 | 266.97 | 1198.88 | 03-mar-18 | 95,365.00 |
| 04-mar-18 | 916.10 | 189.82 | 662.76 | 11.93 | 11.22 | 6.93 | 97.39 | 3.14 | 6.22 | 14.98 | 44.46 | 66.75 | 189.53 | 1115.30 | 04-mar-18 | 96,018.00 |
| 05-mar-18 | 917.05 | 267.56 | 666.07 | 12.06 | 16.90 | 0.00 | 101.28 | 2.88 | 6.23 | 13.91 | 45.12 | 77.41 | 292.19 | 1234.05 | 05-mar-18 | 96,439.00 |
| 06-mar-18 | 924.85 | 290.45 | 634.81 | 11.94 | 21.41 | 0.00 | 104.15 | 4.83 | 6.13 | 13.31 | 33.36 | 75.61 | 318.82 | 1224.38 | 06-mar-18 | 96,233.00 |
| 07-mar-18 | 925.72 | 294.99 | 632.16 | 11.66 | 22.01 | 12.17 | 102.81 | 6.54 | 5.99 | 14.51 | 33.24 | 77.55 | 308.95 | 1227.58 | 07-mar-18 | 96,429.00 |
| 08-mar-18 | 919.07 | 275.02 | 635.47 | 12.24 | 22.90 | 0.03 | 102.89 | 10.77 | 6.32 | 13.84 | 26.92 | 81.40 | 293.84 | 1206.60 | 08-mar-18 | 95,011.00 |
| 09-mar-18 | 909.56 | 276.73 | 654.19 | 11.82 | 22.70 | 12.84 | 102.39 | 8.48 | 6.14 | 14.00 | 0.73 | 77.41 | 326.81 | 1237.50 | 09-mar-18 | 96,349.00 |
| 10-mar-18 | 901.20 | 245.49 | 660.79 | 11.85 | 12.88 | 0.00 | 103.99 | 5.41 | 6.10 | 14.04 | 0.64 | 78.05 | 305.82 | 1199.57 | 10-mar-18 | 93,819.00 |
| 11-mar-18 | 887.59 | 189.70 | 658.87 | 12.26 | 12.05 | 13.31 | 100.76 | 0.90 | 5.73 | 14.77 | 20.46 | 70.56 | 217.68 | 1127.35 | 11-mar-18 | 95,118.00 |
| 12-mar-18 | 873.79 | 240.84 | 652.92 | 11.90 | 17.76 | 7.09 | 98.54 | 5.44 | 6.43 | 11.90 | 27.33 | 77.32 | 267.33 | 1183.97 | 12-mar-18 | 96,056.50 |
| 13-mar-18 | 852.58 | 262.79 | 620.83 | 12.15 | 17.79 | 0.00 | 77.64 | 6.05 | 6.37 | 15.96 | 38.95 | 76.92 | 301.01 | 1173.67 | 13-mar-18 | 95,001.50 |
| 14-mar-18 | 807.56 | 291.35 | 522.53 | 11.64 | 22.23 | 20.52 | 68.19 | 10.15 | 6.33 | 12.04 | 28.40 | 78.12 | 304.23 | 1084.40 | 14-mar-18 | 91,875.00 |
| 15-mar-18 | 770.46 | 247.79 | 519.87 | 11.17 | 10.96 | 0.00 | 65.86 | 4.20 | 6.44 | 13.00 | 44.70 | 74.39 | 269.86 | 1020.44 | 15-mar-18 | 86,303.00 |
| 16-mar-18 | 740.24 | 249.72 | 519.80 | 11.49 | 15.37 | 11.79 | 66.07 | 4.01 | 7.15 | 13.30 | 23.08 | 81.59 | 270.38 | 1024.04 | 16-mar-18 | 84,790.44 |
| 17-mar-18 | 727.72 | 208.47 | 550.94 | 11.41 | 11.23 | 12.10 | 11.23 | 3.54 | 6.35 | 14.14 | 0.58 | 86.89 | 261.36 | 969.77 | 17-mar-18 | 83,103.00 |
| 18-mar-18 | 730.99 | 157.01 | 550.04 | 11.47 | 11.76 | 6.90 | 67.32 | 1.64 | 5.75 | 15.45 | 0.35 | 65.94 | 200.40 | 937.03 | 18-mar-18 | 85,589.44 |
| 19-mar-18 | 886.89 | 286.43 | 601.59 | 11.66 | 22.71 | 29.24 | 67.23 | 6.00 | 6.37 | 14.83 | 17.51 | 78.56 | 334.32 | 1190.01 | 19-mar-18 | 92,370.44 |
| 20-mar-18 | 882.50 | 273.86 | 603.77 | 12.11 | 20.82 | 0.00 | 67.83 | 4.99 | 6.25 | 13.18 | 17.83 | 76.44 | 327.67 | 1150.88 | 20-mar-18 | 96,475.00 |
| 21-mar-18 | 856.43 | 272.76 | 604.82 | 12.52 | 24.01 | 19.22 | 80.91 | 6.25 | 6.33 | 12.74 | 0.47 | 79.27 | 328.46 | 1175.00 | 21-mar-18 | 95,689.00 |
| 22-mar-18 | 894.71 | 254.37 | 646.26 | 11.95 | 22.07 | 19.48 | 67.62 | 5.41 | 6.55 | 12.56 | 0.50 | 78.48 | 328.16 | 1199.03 | 22-mar-18 | 96,066.00 |
| 23-mar-18 | 927.75 | 262.86 | 658.93 | 12.08 | 26.75 | 45.43 | 67.99 | 6.30 | 6.51 | 13.63 | 0.46 | 79.04 | 304.41 | 1221.53 | 23-mar-18 | 95,407.44 |
| 24-mar-18 | 775.87 | 235.57 | 562.46 | 11.63 | 20.55 | 9.40 | 97.32 | a | 5.79 | 14.36 | 0.44 | 74.11 | 261.53 | 1062.54 | 24-mar-18 | 73,856.00 |
| 25-mar-18 | 912.92 | 175.12 | 654.38 | 11.86 | 11.47 | 0.00 | 97.44 | 2.89 | 6.01 | 13.77 | 0.34 | 66.69 | 213.06 | 1077.93 | 25-mar-18 | 93,617.44 |
| 26-mar-18 | 938.38 | 229.97 | 656.08 | 11.88 | 19.46 | 6.87 | 102.21 | 3.69 | 6.52 | 16.09 | 0.70 | 77.67 | 271.60 | 1172.75 | 26-mar-18 | 98,074.44 |
| 27-mar-18 | 847.21 | 189.82 | 620.45 | 12.26 | 14.55 | 0.01 | 98.68 | 7.87 | 6.69 | 15.57 | 0.66 | 77.73 | 265.01 | 1119.47 | 27-mar-18 | 95,697.44 |
| 28-mar-18 | 744.96 | 153.27 | 528.52 | 10.85 | 22.57 | 9.83 | 92.50 | 4.34 | 6.65 | 17.03 | 0.61 | 68.14 | 248.58 | 1009.62 | 28-mar-18 | 86,162.00 |
| 29-mar-18 | 108.58 | 132.66 | 5.50 | 8.61 | 11.79 | 3.13 | 66.30 | 2.46 | 5.75 | 14.04 | 0.61 | 37.08 | 194.48 | 349.73 | 29-mar-18 | 0.00 |
| 30-mar-18 | 192.72 | 192.72 | 24.94 | 11.09 | 11.00 | 0.02 | 65.13 | 2.16 | 5.62 | 12.76 | 0.43 | 39.66 | 146.75 | 319.57 | 30-mar-18 | 70,516.00 |
| 31-mar-18 | 472.22 | 102.62 | 395.55 | 11.15 | 21.03 | 16.03 | 68.58 | 5.80 | 5.91 | 13.17 | 0.41 | 46.09 | 185.24 | 768.97 | 31-mar-18 | 60,480.00 |
| TOTAL | 24,448.61 | 7,036.94 | 17,256.56 | 352.27 | 506.60 | 251.23 | 2,535.62 | 140.48 | 186.31 | 422.54 | 514.82 | 2,159.26 | 8,163.74 | 32,494.39 | TOTAL | 2,664,484.11 |
| PROMEDIO | 814.95 | 234.56 | 575.22 | 11.74 | 16.89 | 8.37 | 84.52 | 4.84 | 6.21 | 14.08 | 17.16 | 71.98 | 272.12 | 1,083.15 | PROMEDIO | 88,816.14 |

(*) Los datos de volúmenes de Gas Natural y Líquidos de Gas Natural son operativos y no necesariamente coinciden con datos fiscalizados.

¹ MMSCFD: Millones de Pies Cúbicos Estándar por Día

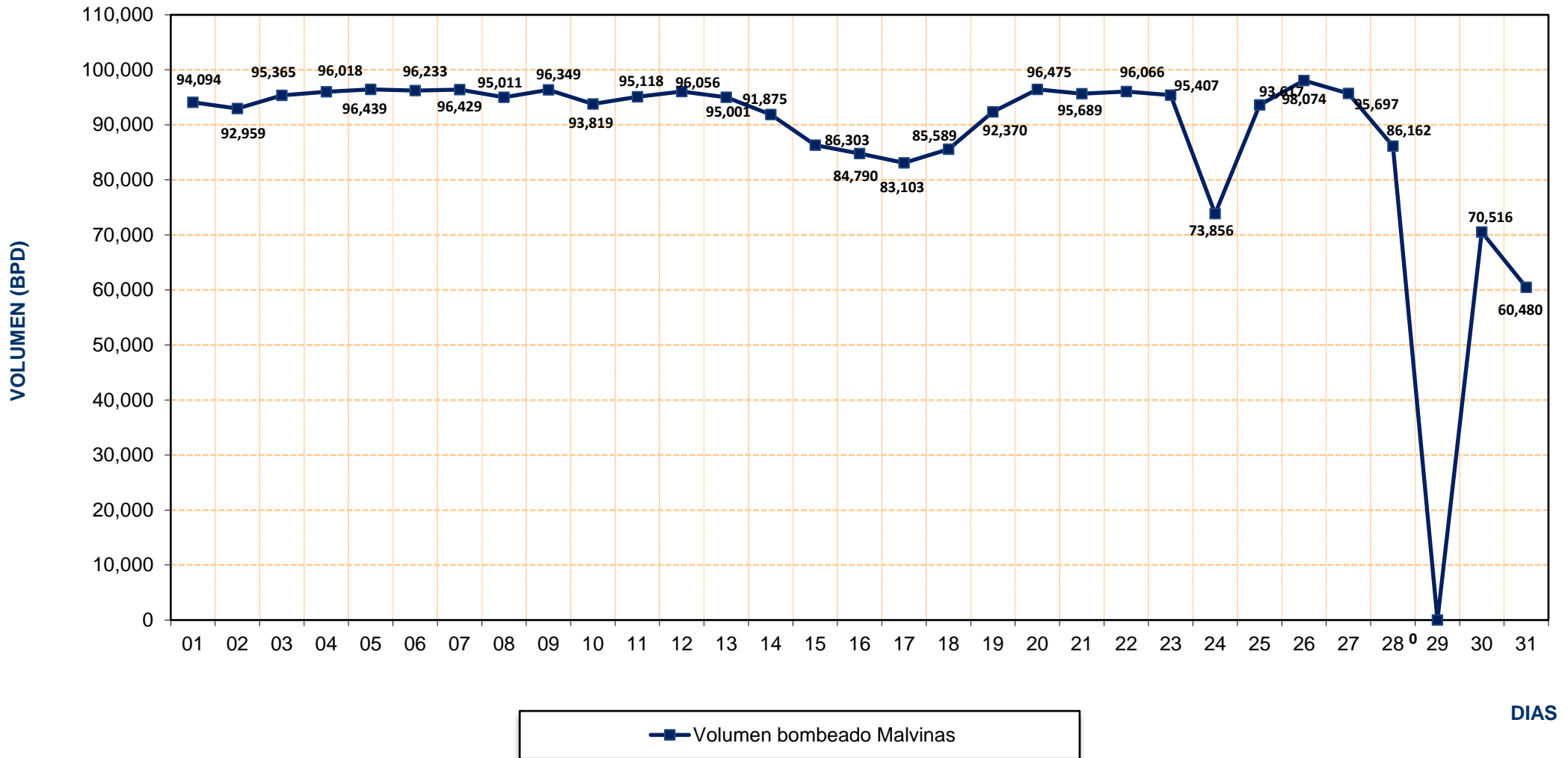
² BPD: Barriles Por Día

REPORTE OPERATIVO* DEL SISTEMA DE TRANSPORTE DE GAS NATURAL (GN) DURANTE MARZO 2018



* Los valores podría diferir del Volumen Fiscalizado.

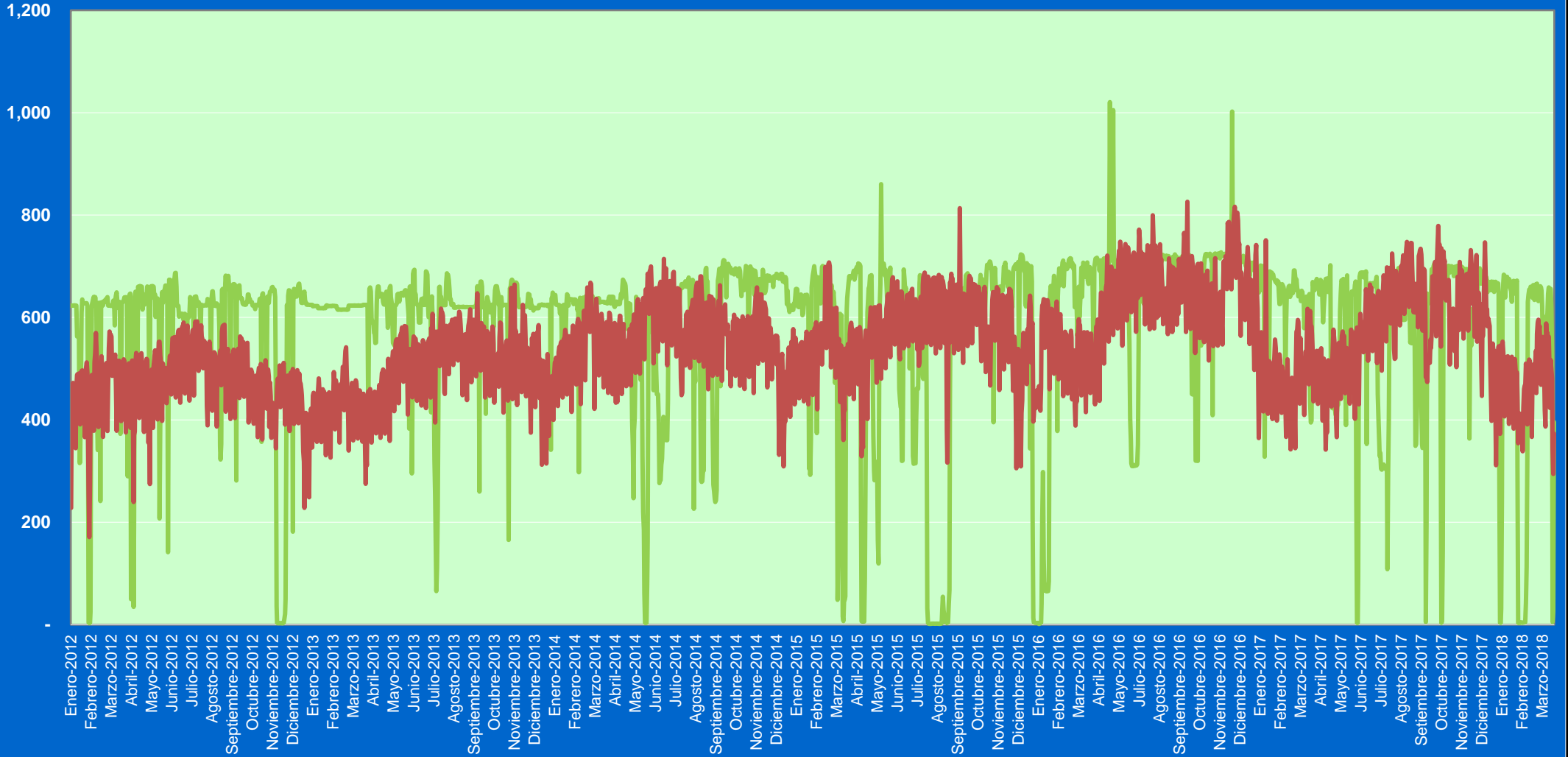
REPORTE OPERATIVO* DEL SISTEMA DE TRANSPORTE DE LÍQUIDOS DE GAS NATURAL (LGN) DURANTE MARZO 2018



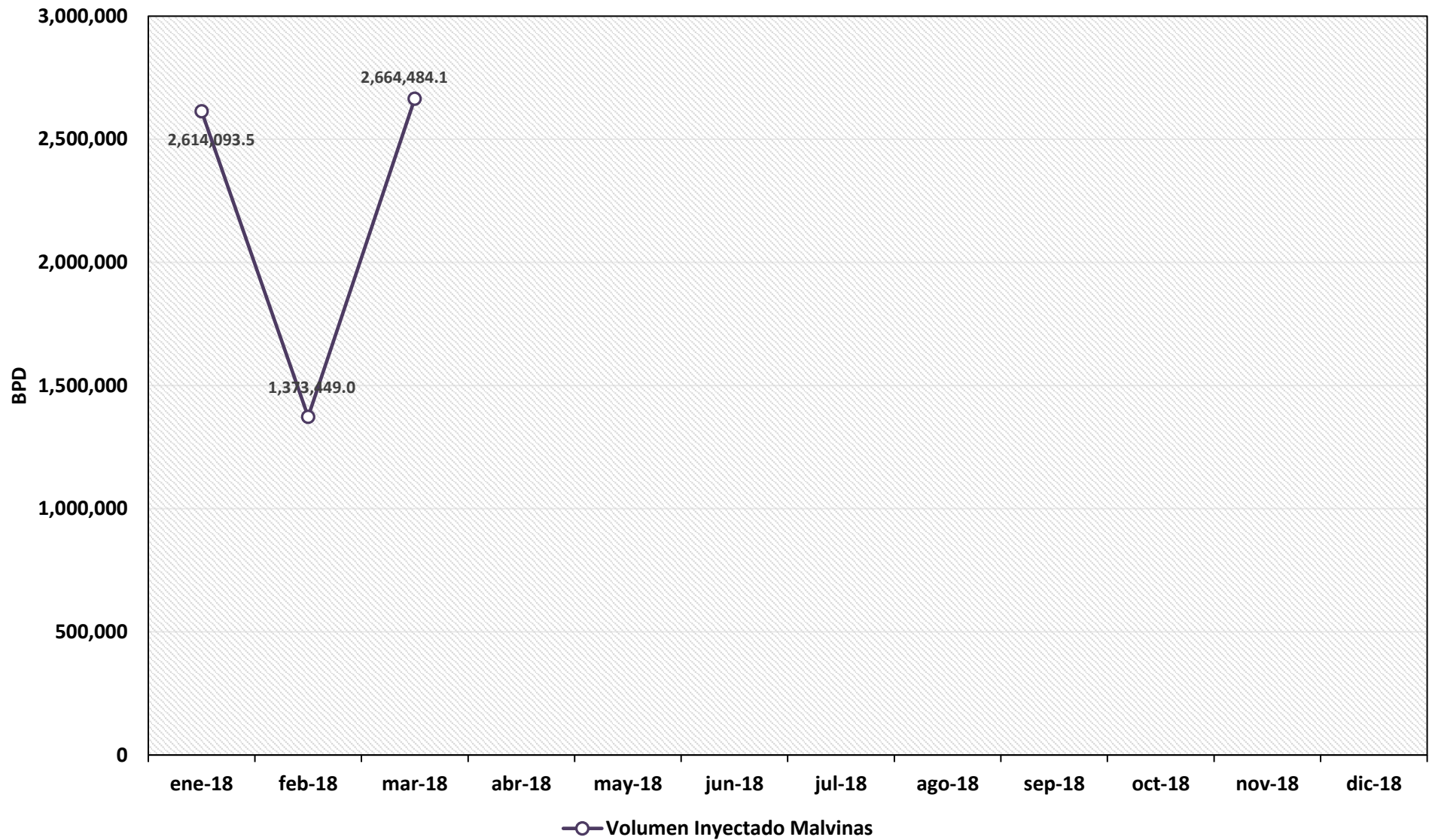
* Los valores podría diferir del Volumen Fiscalizado.

Volumen
(MMSCFD)

Volumen de Gas Natural entregado diariamente por TGP en
millones de pies cúbicos diarios (MMSCFD)
Enero 2012 - 31 de marzo 2018



REPORTE MENSUAL DE VOLUMENES ENTREGADOS EN EL SISTEMA DE TRANSPORTE DE LIQUIDOS DE GAS NATURAL (LGN) DURANTE EL 2018



VOLUMEN PROMEDIO DIARIO DE LÍQUIDOS DE GAS NATURAL TRANSPORTADO POR TGP EN BARRILES POR DÍA (BPD)

Febrero 2012 - Marzo 2018

