

**REPORTE DE OPERACIÓN(1) DEL SISTEMA DE TRANSPORTE DE GAS NATURAL (GN) Y LÍQUIDOS DE GAS NATURAL (LGN)
(VOLÚMENES ENTREGADOS EN EL MES DE JULIO DE 2020)**

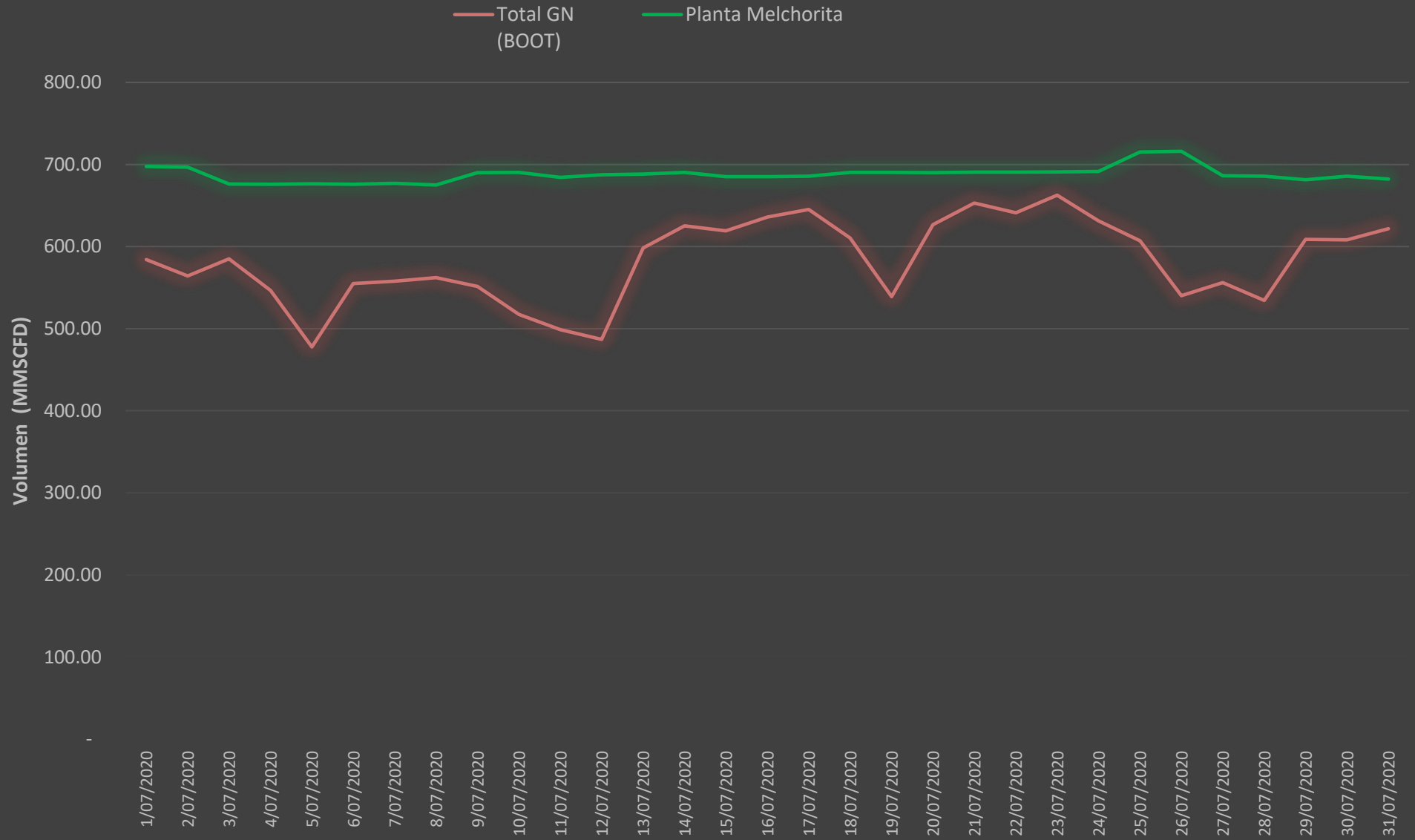
Fecha	GN (MMSCFD ²)														LGN (BPD ³)	
	Ayacucho	Contugas - Humay	Pluspetrol - Humay	Contugas - Independencia	Contugas - Chincha	Cálidda - Cañete	Cálidda - Chilca 1	Cálidda - Kallpa Las Flores	Cálidda - Engie Energia Perú	Cálidda - Chilca 2	Cálidda - Kallpa	Cálidda - Lurín	Planta Melchorita	Total GN	Total GN (BOOT)	Total LGN
1/07/2020	-	11.82	11.07	-	8.57	1.46	81.95	27.00	114.32	0.75	78.04	249.10	697.56	1,281.65	584.08	87,630.89
2/07/2020	-	10.64	11.03	-	8.27	1.57	81.99	-	120.64	0.78	76.81	252.53	696.78	1,261.04	564.26	86,193.92
3/07/2020	-	13.20	11.43	-	6.18	1.53	82.28	24.34	125.49	0.74	76.56	243.16	676.08	1,260.99	584.91	86,020.57
4/07/2020	-	12.82	11.41	-	5.71	1.54	80.12	-	130.39	0.75	79.36	224.51	675.78	1,222.39	546.61	86,979.64
5/07/2020	-	10.92	11.21	-	4.99	1.35	47.32	-	131.16	0.58	82.11	188.09	676.52	1,154.24	477.72	87,016.75
6/07/2020	-	10.15	11.44	-	5.75	1.47	40.79	-	131.17	0.73	115.00	238.53	675.98	1,231.02	555.04	87,037.64
7/07/2020	-	13.38	11.26	-	5.85	1.65	40.74	-	131.22	0.75	110.19	242.79	676.93	1,234.74	557.81	85,629.54
8/07/2020	-	12.20	11.46	-	5.87	1.57	40.71	-	131.21	0.45	121.24	237.59	675.05	1,237.34	562.30	86,000.38
9/07/2020	-	11.73	11.52	-	5.89	1.57	37.19	-	131.15	0.65	112.98	238.86	690.15	1,241.70	551.55	85,974.03
10/07/2020	-	11.98	11.22	-	5.84	1.55	19.48	-	131.13	0.59	97.01	238.65	690.31	1,207.76	517.45	86,921.08
11/07/2020	-	13.29	11.24	-	5.46	1.56	-	-	131.18	0.64	105.12	230.26	684.18	1,182.92	498.74	86,771.26
12/07/2020	-	11.76	11.36	-	5.21	1.32	4.04	-	131.21	0.61	124.55	196.83	687.41	1,174.30	486.89	86,211.47
13/07/2020	-	11.65	11.29	-	6.02	1.48	53.83	-	131.25	0.79	124.45	257.66	688.41	1,286.83	598.42	85,112.20
14/07/2020	-	12.23	11.23	-	6.15	1.61	82.31	-	131.14	0.74	118.55	261.31	690.34	1,315.62	625.27	87,157.14
15/07/2020	-	12.99	11.17	-	5.91	1.61	82.28	-	131.08	0.80	111.69	261.54	685.20	1,304.27	619.07	87,202.30
16/07/2020	-	12.81	11.13	-	6.09	1.66	82.29	-	131.10	0.78	124.37	265.84	685.31	1,321.36	636.06	87,316.59
17/07/2020	-	12.98	10.96	-	5.75	1.67	82.35	22.69	131.27	0.77	126.67	250.02	685.68	1,330.82	645.14	88,496.93
18/07/2020	-	12.46	11.24	-	4.36	1.65	82.38	-	131.44	0.55	125.91	240.46	690.32	1,300.78	610.46	83,349.10
19/07/2020	-	7.55	11.18	-	4.11	0.76	66.90	-	128.33	0.46	105.23	214.62	690.37	1,229.51	539.14	88,798.85
20/07/2020	-	12.70	11.43	-	6.22	0.25	77.31	30.00	95.26	0.76	130.35	262.29	690.07	1,316.65	626.57	87,789.71
21/07/2020	-	12.76	11.39	-	6.15	0.35	81.43	41.88	95.26	0.76	130.49	272.71	690.54	1,343.72	653.18	90,011.46
22/07/2020	-	13.22	11.46	-	5.78	0.25	81.47	43.01	96.20	0.71	130.21	258.90	690.64	1,331.86	641.21	88,271.26
23/07/2020	-	11.77	11.48	-	6.09	0.32	81.43	43.03	96.20	0.77	129.27	282.27	691.00	1,353.62	662.63	86,816.23
24/07/2020	-	13.49	11.57	-	6.11	0.33	81.46	43.13	96.22	0.73	130.12	248.25	691.49	1,322.90	631.41	91,956.90
25/07/2020	-	13.26	11.63	-	4.59	0.34	81.50	30.85	96.26	0.67	127.27	240.53	715.23	1,322.13	606.90	87,975.32
26/07/2020	-	10.86	11.70	-	5.18	0.34	70.35	-	121.55	0.53	119.59	200.12	716.08	1,256.30	540.22	90,958.45
27/07/2020	-	12.45	11.96	-	5.79	0.30	40.84	-	133.24	0.65	122.22	228.75	686.42	1,242.63	556.21	89,710.81
28/07/2020	-	10.78	11.68	-	5.98	0.10	42.46	-	133.22	0.47	128.31	201.47	685.80	1,220.28	534.48	88,819.22
29/07/2020	-	12.77	11.58	-	6.13	0.22	81.57	-	133.20	0.78	128.28	234.22	681.42	1,290.18	608.75	89,458.71
30/07/2020	-	13.50	11.41	-	6.34	0.34	81.16	-	133.15	0.83	121.41	239.98	685.84	1,293.97	608.13	83,319.48
31/07/2020	-	14.16	11.35	-	6.23	0.59	81.52	10.38	133.47	0.78	121.07	242.29	682.15	1,304.00	621.85	89,158.25
TOTAL	-	378.29	352.50	-	182.59	32.30	1,971.46	316.31	3,819.10	21.35	3,534.44	7,444.14	21,325.03	39,377.52	18,052.49	2,710,066.09
PROMEDIO	-	12.20	11.37	-	5.89	1.04	63.60	10.20	123.20	0.69	114.01	240.13	687.90	1,270.24	582.34	87,421.49

(1) Los datos de volúmenes de Gas Natural y Líquidos de Gas Natural son operativos y no necesariamente coinciden con datos fiscalizados

(2) MMSCFD: Millones de Pies Cúbicos Estándar por Día

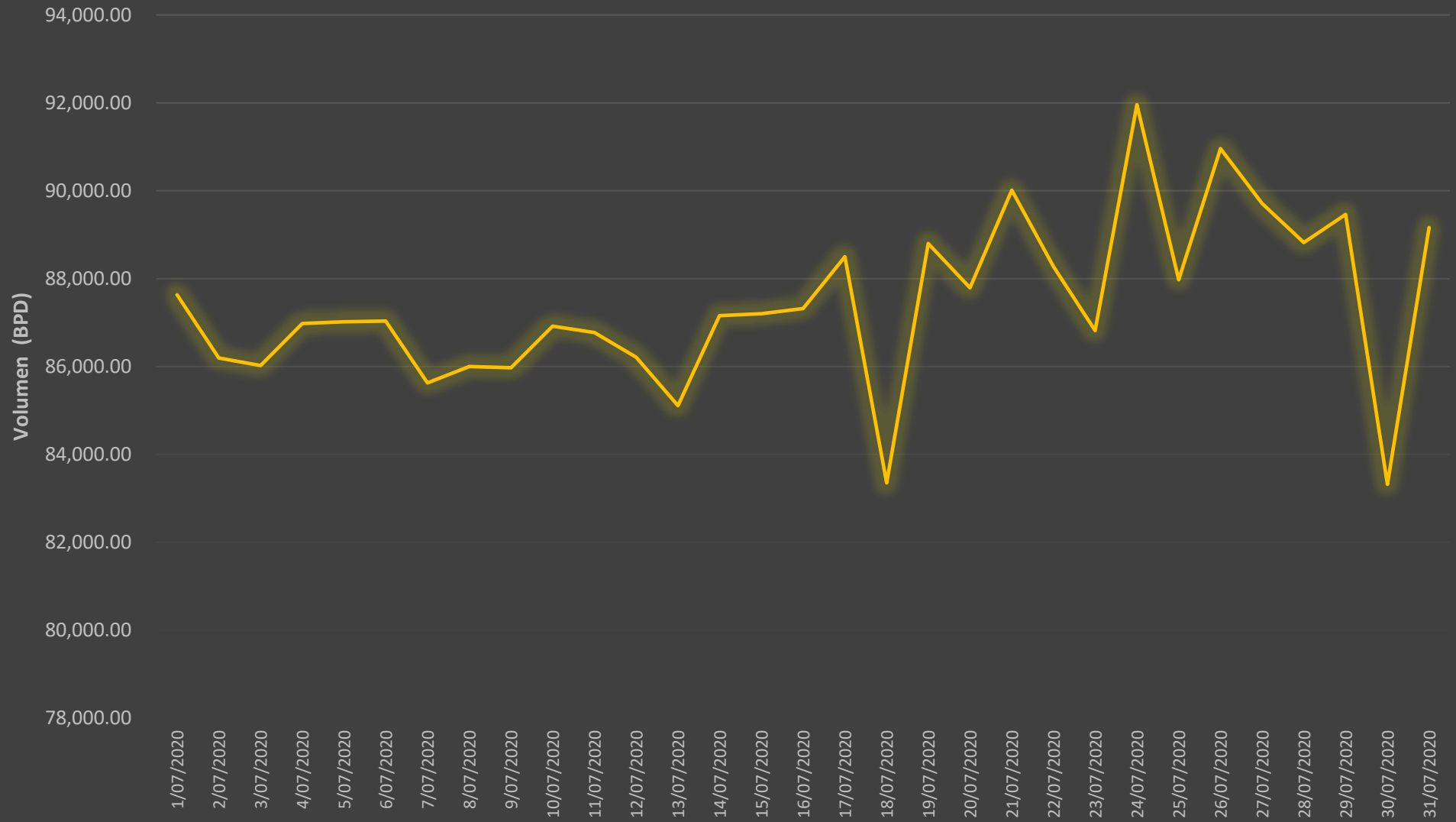
(3) BPD: Barriles por Día

Volumen de Gas Natural entregado diariamente por TGP en millones de pies cúbicos estándar por día (Periodo: julio 2020)

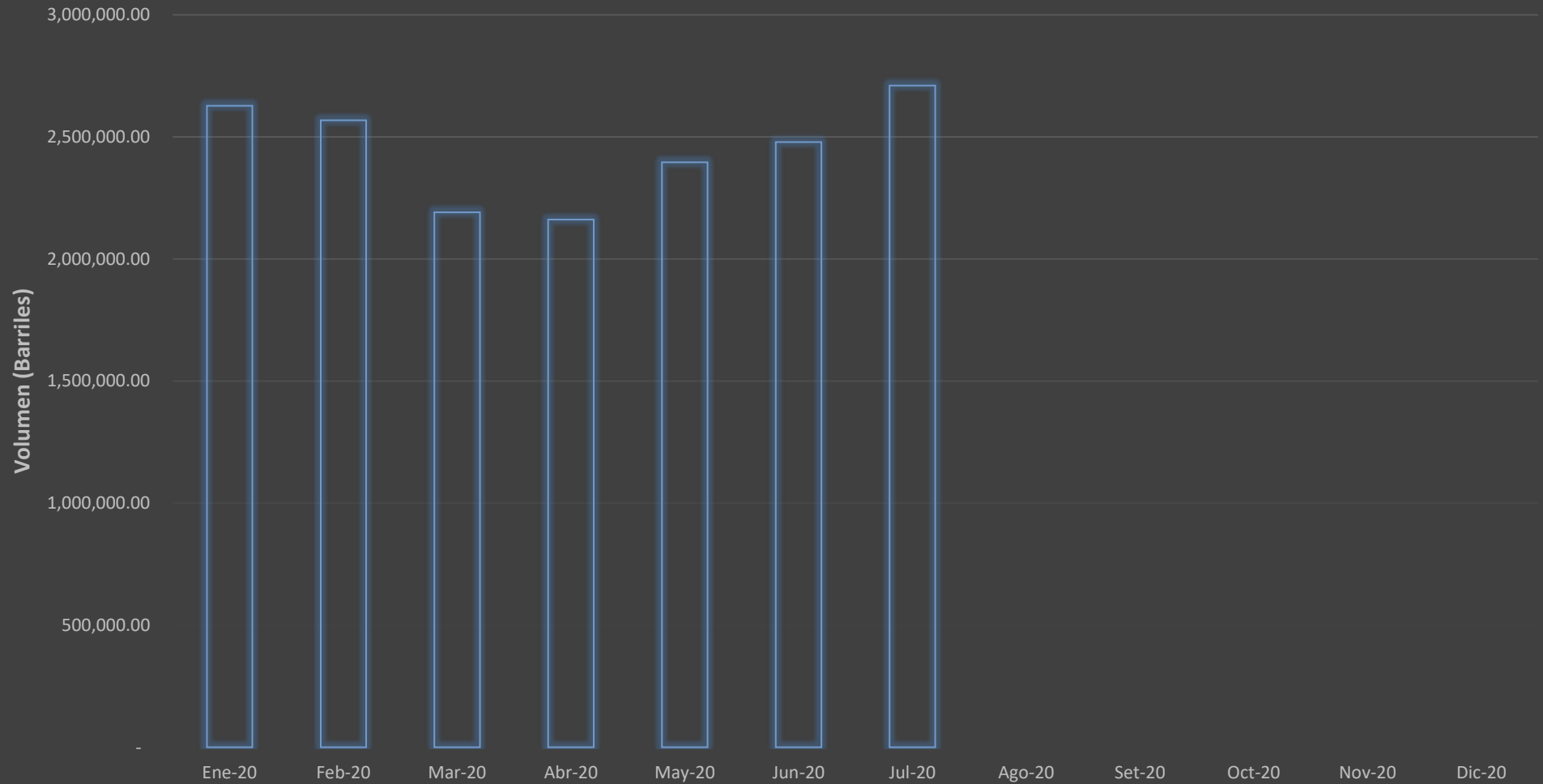


Volumen de Líquidos de Gas Natural entregado diariamente por TGP en barriles por día (Periodo: julio 2020)

— Total LGN



**Reporte Mensual de Volúmenes entregados en el Sistema de Transporte por Ductos de Líquidos de Gas
Natural
Año: 2020**



	Ene-20	Feb-20	Mar-20	Abr-20	May-20	Jun-20	Jul-20	Ago-20	Set-20	Oct-20	Nov-20	Dic-20
□ Total LGN (Barriles)	2,627,880.5	2,568,061.0	2,190,725.3	2,161,951.1	2,395,941.0	2,478,550.2	2,710,066.0	-	-	-	-	-

Volumen de Gas Natural entregado diariamente por TGP en millones de pies cúbicos estándar por día (Periodo: marzo 2012 a julio 2020)

