

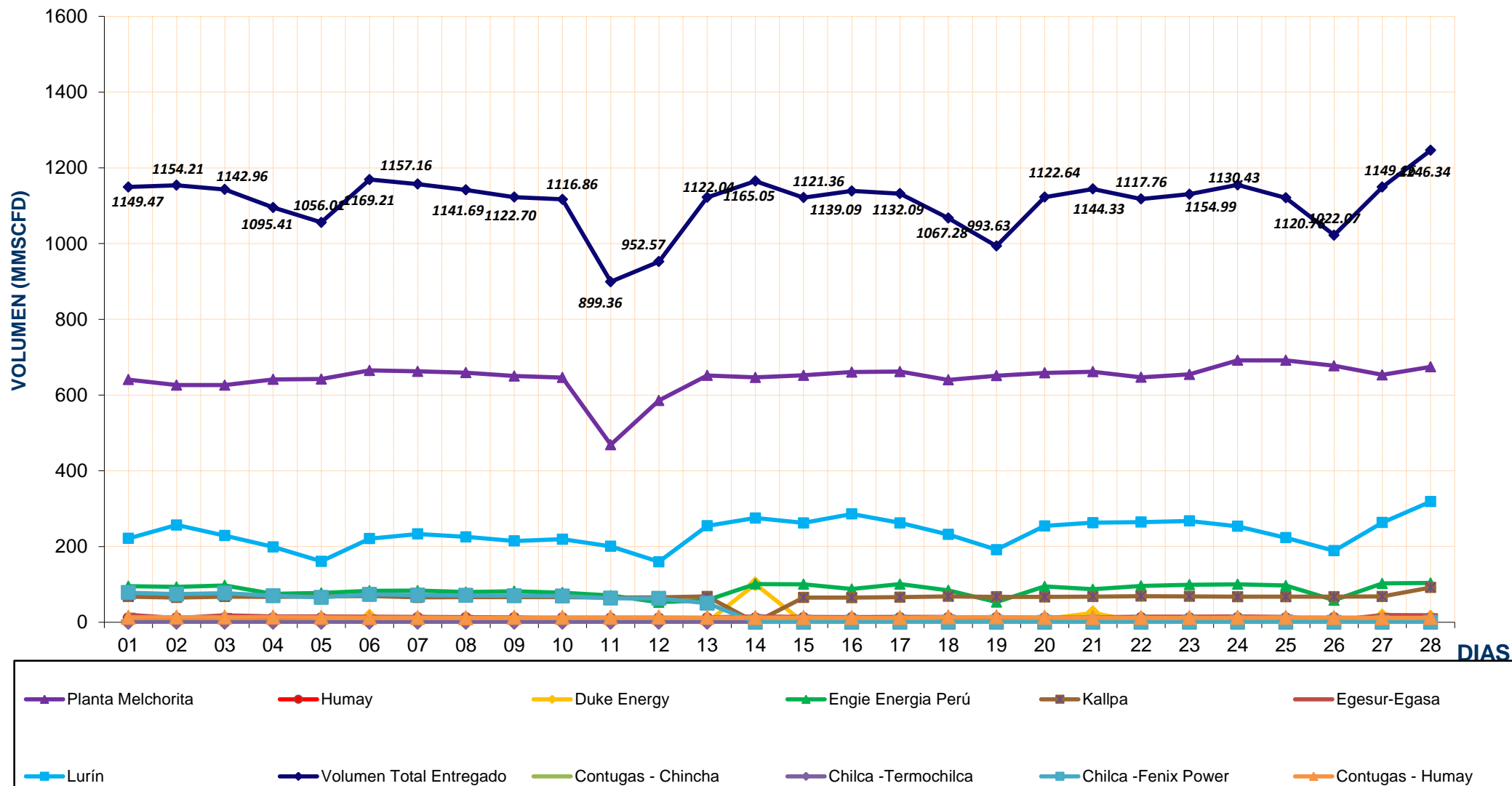
<p style="text-align: center;"> REPORTE DIARIO DE LA OPERACIÓN DE LOS SISTEMAS DE TRANSPORTE DE GAS NATURAL (GN) Y LÍQUIDOS DE GAS NATURAL (LGN) CONCESIONARIO: TRANSPORTADORA DE GAS DEL PERU S.A. PERIODO: FEBRERO 2017 </p>																
<p style="text-align: center;"> Entregas del Sistema de Transporte de Gas Natural (MMSCFD¹) </p>															<p style="text-align: center;"> Sistema de Transporte de Líquidos de Gas Natural (BPD²) </p>	
Días	Ducto Principal PLNG			Ducto TGP										Total Volumen Entregado	Días	Volumen Bombeado Malvinas
	Chiquintirca	C.U.A	Planta Melchorita	Humay	Duke Energy	Engie Energia Perú	Kallpa	Egasa / Egesur	Chincha - Contugas	Humay - Contugas	Chilca - Termochilca	Chilca - Fenix Power	Lurín			
01-feb-17	839.49	212.04	640.86	11.36	0.00	95.15	67.78	19.63	2.17	12.69	0.00	78.42	221.41	1149.47	01-feb-17	90,539.00
02-feb-17	847.39	234.99	626.17	11.28	0.00	93.33	65.53	11.28	2.20	13.37	0.00	74.31	256.75	1154.21	02-feb-17	91,565.00
03-feb-17	856.05	224.89	626.39	11.55	0.00	97.45	67.96	18.55	2.14	13.08	0.00	77.01	228.84	1142.96	03-feb-17	91,374.00
04-feb-17	833.85	175.58	641.51	11.40	0.00	75.16	67.11	15.36	2.11	13.46	0.00	70.11	199.19	1095.41	04-feb-17	94,147.00
05-feb-17	791.59	126.11	642.33	11.69	0.00	77.38	68.27	15.36	1.67	12.83	0.00	65.57	160.89	1056.01	05-feb-17	91,902.00
06-feb-17	826.34	201.96	665.11	11.63	15.82	83.09	69.43	15.08	2.31	12.20	0.00	73.76	220.78	1169.21	06-feb-17	95,720.00
07-feb-17	831.75	189.42	662.59	11.82	0.00	83.39	65.83	14.06	2.31	12.21	0.00	71.73	233.21	1157.16	07-feb-17	94,308.00
08-feb-17	831.82	191.86	659.08	11.75	0.00	79.90	66.59	13.68	2.49	11.66	0.00	70.97	225.57	1141.69	08-feb-17	96,354.00
09-feb-17	835.09	186.62	650.17	11.74	0.00	81.89	66.35	12.91	2.46	12.40	0.00	70.11	214.68	1122.70	09-feb-17	94,707.00
10-feb-17	818.09	185.55	646.41	11.20	0.00	78.35	66.56	10.38	2.42	12.80	0.00	69.38	219.37	1116.86	10-feb-17	93,796.00
11-feb-17	687.89	197.29	468.80	10.76	0.00	70.59	65.18	4.88	2.31	12.91	0.00	63.46	200.46	899.36	11-feb-17	79,183.00
12-feb-17	714.05	127.83	585.63	10.85	0.00	52.71	65.54	0.00	1.96	13.26	0.00	62.80	159.82	952.57	12-feb-17	85,408.00
13-feb-17	806.09	183.87	651.81	11.23	0.00	58.28	68.11	12.84	2.45	12.41	0.00	50.23	254.69	1122.04	13-feb-17	94,763.00
14-feb-17	825.41	192.62	646.56	11.34	101.14	101.14	0.00	15.43	2.08	12.07	0.00	0.00	275.29	1165.05	14-feb-17	90,733.00
15-feb-17	841.19	185.99	651.99	12.10	0.00	100.54	65.37	14.34	2.32	12.19	0.00	0.00	262.52	1121.36	15-feb-17	97,046.00
16-feb-17	827.54	186.34	660.60	12.02	0.00	87.78	65.08	13.37	2.35	11.87	0.00	0.00	286.00	1139.09	16-feb-17	93,205.00
17-feb-17	818.20	183.82	661.93	12.03	0.00	100.85	66.23	14.02	2.47	12.03	0.08	0.00	262.45	1132.09	17-feb-17	94,531.00
18-feb-17	822.90	167.29	640.20	12.06	0.00	84.39	68.47	14.41	2.25	13.67	0.00	0.00	231.84	1067.28	18-feb-17	94,884.00
19-feb-17	772.06	99.34	651.26	11.94	0.00	53.52	67.33	2.00	2.08	13.84	0.00	0.00	191.66	993.63	19-feb-17	88,557.00
20-feb-17	802.01	176.45	658.50	11.67	8.61	94.50	66.98	12.89	2.27	12.78	0.00	0.00	254.44	1122.64	20-feb-17	95,311.00
21-feb-17	865.67	194.36	661.77	11.84	24.83	87.22	67.84	13.18	2.28	12.23	0.00	0.00	263.16	1144.33	21-feb-17	98,098.00
22-feb-17	836.14	192.97	647.06	11.93	0.00	96.19	69.04	14.70	2.27	11.88	0.00	0.00	264.68	1117.76	22-feb-17	93,593.00
23-feb-17	836.73	191.95	654.71	11.47	0.00	99.31	68.53	14.52	2.27	11.89	0.00	0.00	267.75	1130.43	23-feb-17	94,627.00
24-feb-17	882.12	179.00	691.86	11.78	0.00	100.35	67.57	15.13	2.51	12.35	0.00	0.00	253.45	1154.99	24-feb-17	98,016.00
25-feb-17	847.14	156.95	691.73	11.74	0.00	97.00	67.50	14.30	2.37	12.84	0.00	0.00	223.29	1120.76	25-feb-17	94,079.00
26-feb-17	796.25	93.01	677.29	11.83	0.00	58.22	67.46	4.84	1.18	12.27	0.01	0.00	188.96	1022.07	26-feb-17	92,588.00
27-feb-17	847.95	208.43	653.47	11.75	16.46	102.67	68.15	19.28	2.42	11.55	0.00	0.03	263.37	1149.16	27-feb-17	94,880.00
28-feb-17	951.69	255.88	674.43	11.80	13.35	103.86	91.75	18.20	2.26	11.90	0.00	0.00	318.80	1246.34	28-feb-17	98,015.00
TOTAL	23,092.51	5,102.42	18,090.19	325.54	180.20	2,394.21	1,837.52	364.63	62.40	350.64	0.10	897.88	6,603.31	31,106.61	TOTAL	2,611,929.00
PROMEDIO	824.73	182.23	646.08	11.63	6.44	85.51	65.63	13.02	2.23	12.52	0.00	32.07	235.83	1,110.95	PROMEDIO	93,283.18

(*) Los datos de volúmenes de Gas Natural y Líquidos de Gas Natural son operativos y no necesariamente coinciden con datos fiscalizados.

¹ MMSCFD: Millones de Pies Cubicos Estandar por Día

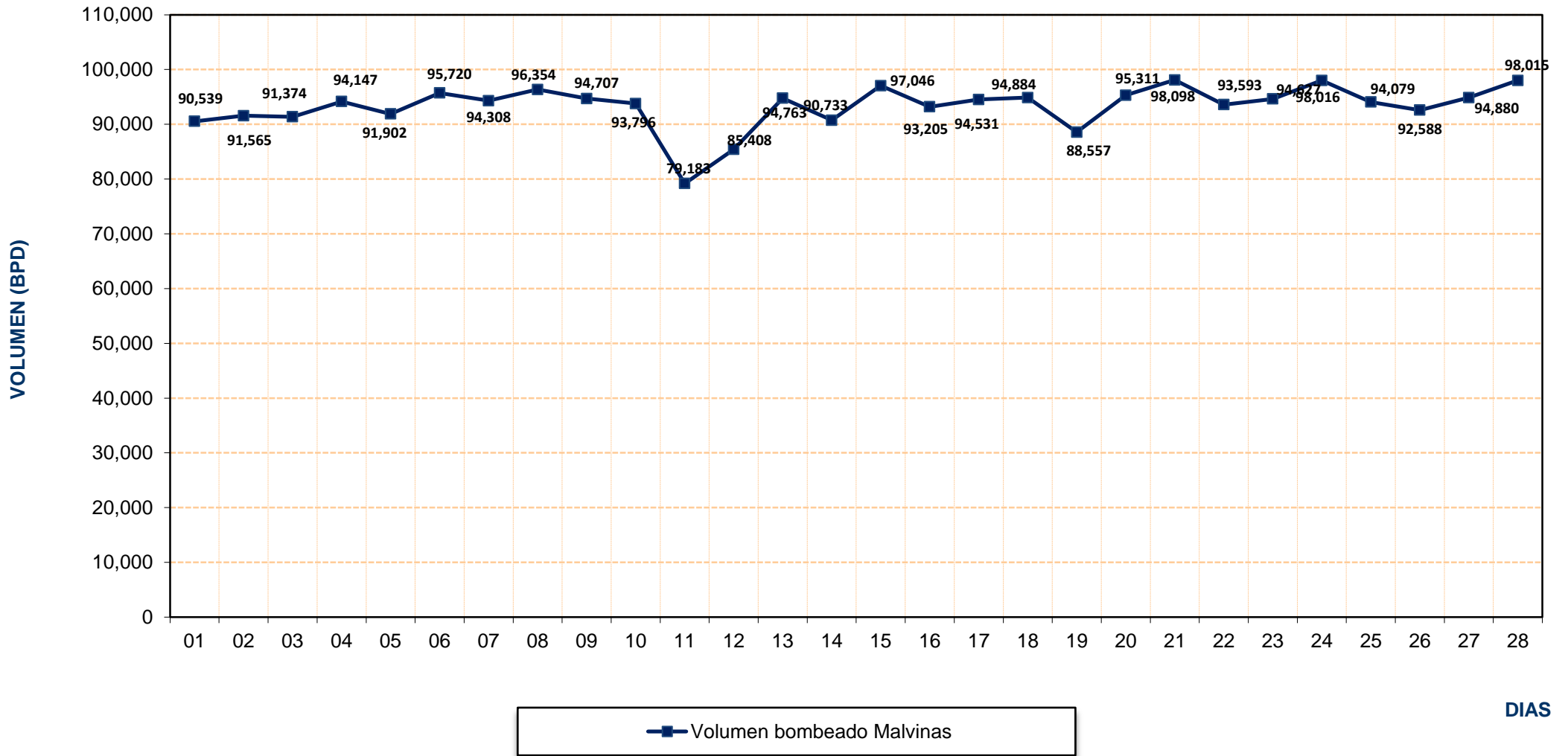
² BPD: Barriles Por Día

REPORTE OPERATIVO* DEL SISTEMA DE TRANSPORTE DE GAS NATURAL (GN) DURANTE FEBRERO 2017



* Los valores podría diferir del Volumen Fiscalizado.

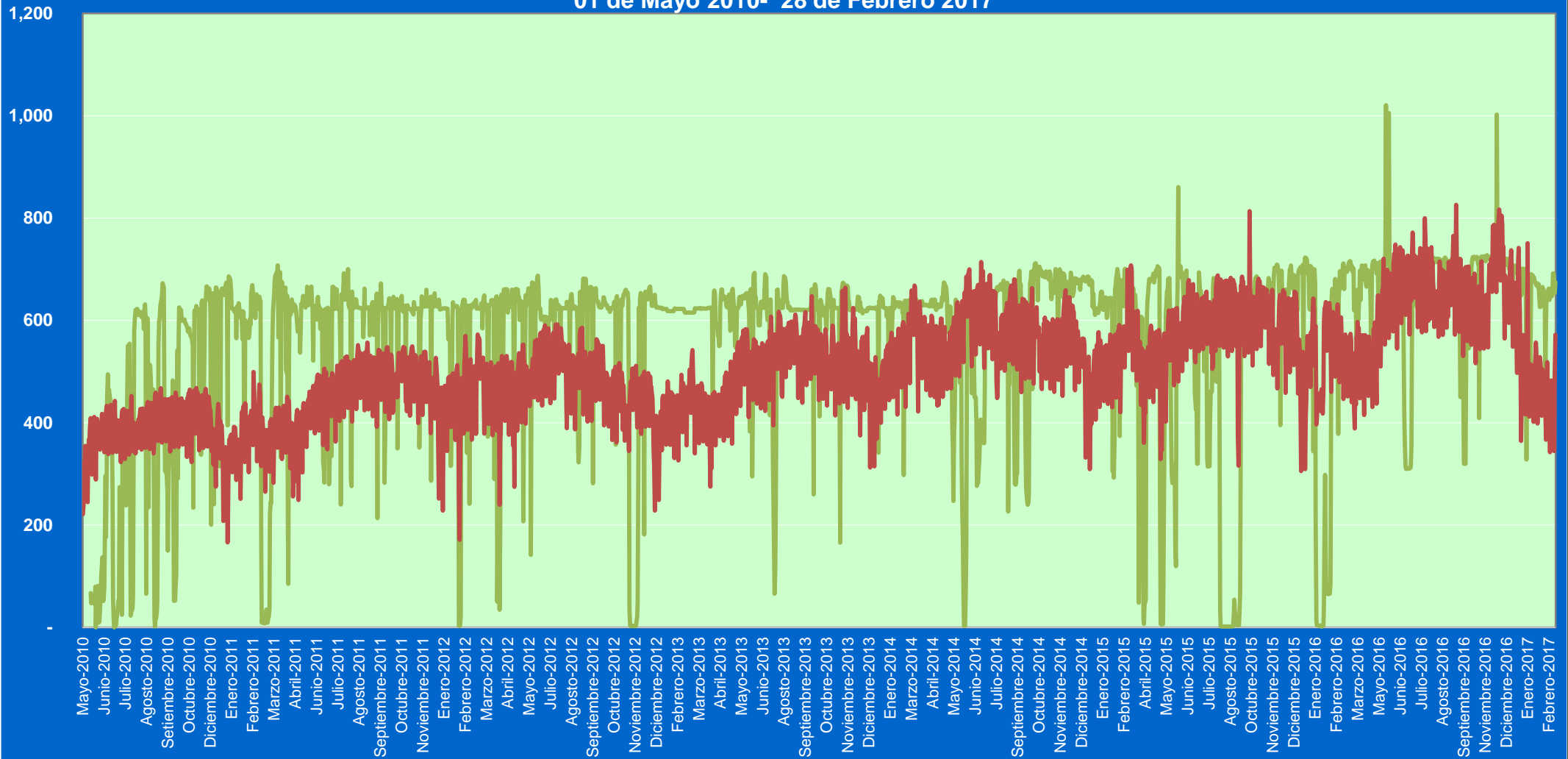
REPORTE OPERATIVO* DEL SISTEMA DE TRANSPORTE DE LÍQUIDOS DE GAS NATURAL (LGN) DURANTE FEBRERO 2017



* Los valores podría diferir del Volumen Fiscalizado.

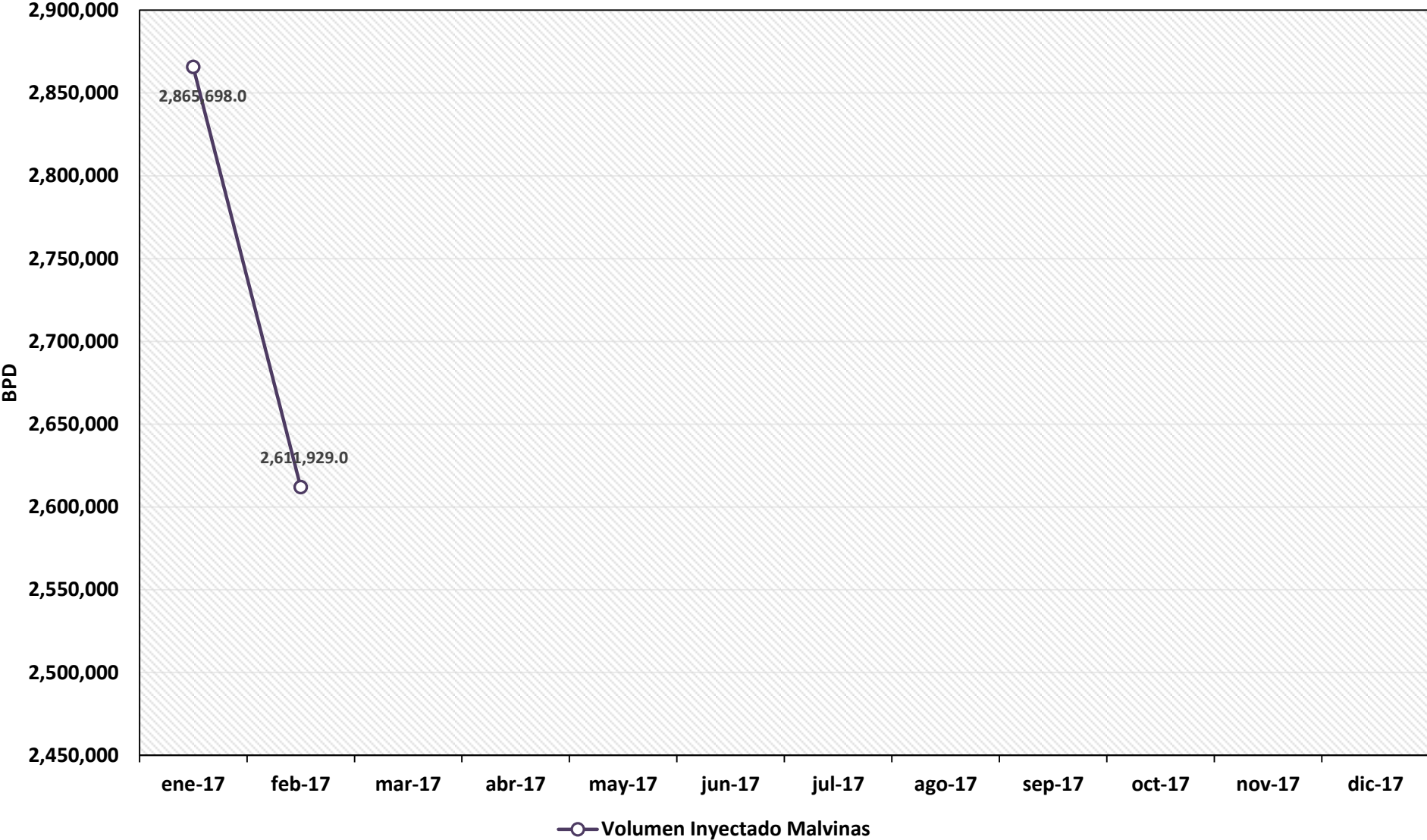
Volumen
(MMSCFD)

Volumen de Gas Natural entregado diariamente por TGP en millones de pies cúbicos diarios (MMSCFD) 01 de Mayo 2010- 28 de Febrero 2017



— Planta Melchorita — B.O.O.T

REPORTE MENSUAL DE VOLUMENES ENTREGADOS EN EL SISTEMA DE TRANSPORTE DE LIQUIDOS DE GAS NATURAL (LGN) DURANTE EL 2017



**VOLUMEN PROMEDIO DIARIO DE LÍQUIDOS DE GAS NATURAL TRANSPORTADO POR TGP EN
BARRILES POR DÍA (BPD)
Enero 2011 - Febrero 2017**

