

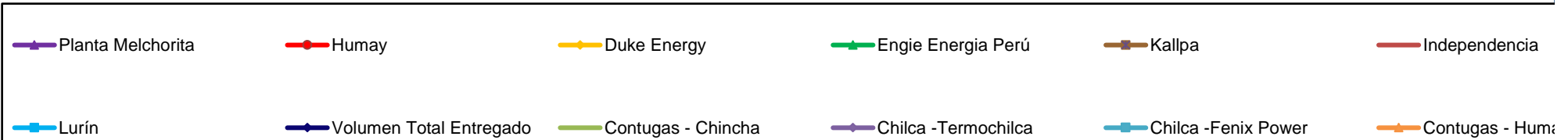
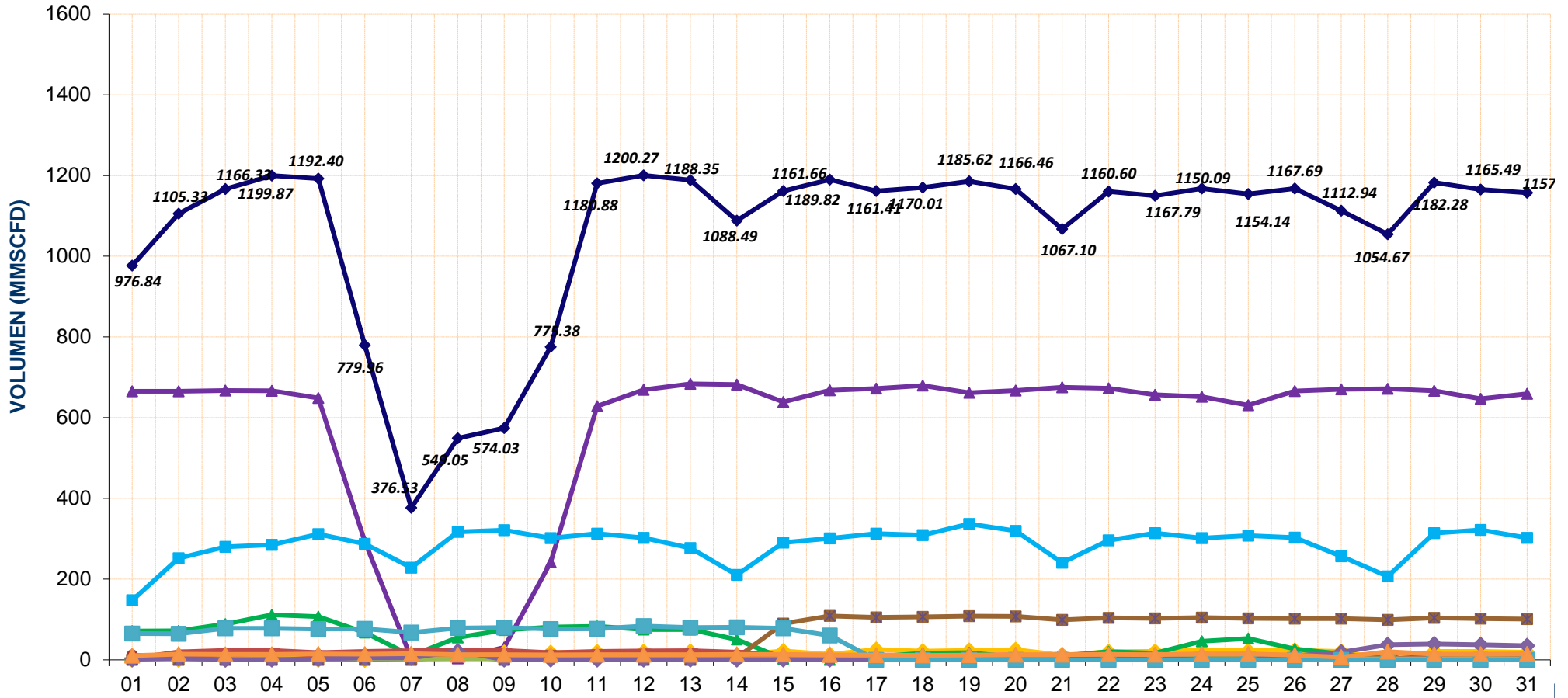
REPORTE DIARIO DE LA OPERACIÓN DE LOS SISTEMAS DE TRANSPORTE DE GAS NATURAL (GN) Y LÍQUIDOS DE GAS NATURAL (LGN)																
CONCESIONARIO: TRANSPORTADORA DE GAS DEL PERU S.A.																
PERIODO: ENERO 2018																
Entregas del Sistema de Transporte de Gas Natural (MMSCFD) ¹														Sistema de Transporte de Líquidos de Gas Natural (BPD) ²		
Días	Ducto Principal PLNG			Ducto TGP										Total Volumen Entregado	Días	Volumen Bombeado Malvinas
	Chiquitirca	C.U.A	Planta Melchorita	Humay	Duke Energy	Engie Energía Perú	Kallpa	Independencia	Chincha - Contugas	Humay - Contugas	Chilca - Termochilca	Chilca - Fenix Power	Lurín			
01-ene-18	742.38	72.99	665.49	11.18	0.00	71.47	0.00	3.54	1.08	10.25	1.29	64.96	147.59	976.84	01-ene-18	85,588.00
02-ene-18	813.93	151.86	665.59	11.12	0.00	71.72	0.00	19.85	2.04	14.22	4.50	64.72	251.57	1105.33	02-ene-18	89,997.00
03-ene-18	872.57	203.18	667.18	11.57	0.00	88.87	0.00	23.31	2.99	13.62	0.40	78.10	280.30	1166.33	03-ene-18	95,722.00
04-ene-18	891.84	227.88	666.40	11.74	6.69	111.63	0.00	23.38	2.49	13.76	0.44	78.07	285.26	1199.87	04-ene-18	95,204.00
05-ene-18	915.50	256.88	648.97	11.99	0.00	106.96	0.00	17.63	2.66	14.50	2.30	76.12	311.27	1192.40	05-ene-18	95,480.00
06-ene-18	283.12	283.12	293.83	11.23	0.00	67.59	0.00	21.19	2.91	14.05	5.01	76.81	287.34	779.96	06-ene-18	71,888.00
07-ene-18	137.23	185.76	3.84	8.61	12.05	10.46	0.00	22.75	2.06	15.61	5.13	67.95	228.07	376.53	07-ene-18	44,562.00
08-ene-18	336.81	346.74	3.60	8.98	13.85	55.38	10.47	23.29	2.63	13.10	21.57	79.10	317.10	549.05	08-ene-18	50,252.00
09-ene-18	436.48	376.02	30.52	10.55	18.46	74.09	0.00	23.11	2.63	12.89	0.60	79.93	321.25	574.03	09-ene-18	50,499.50
10-ene-18	595.26	333.30	241.91	11.00	18.00	81.43	10.28	18.02	3.02	12.53	0.65	76.61	301.92	775.38	10-ene-18	66,472.00
11-ene-18	821.25	239.16	628.25	11.88	19.50	82.83	11.70	20.89	2.90	12.65	0.53	77.23	312.53	1180.88	11-ene-18	96,870.00
12-ene-18	867.66	218.23	668.94	12.01	20.01	75.05	0.00	22.13	2.71	12.84	0.50	83.75	302.34	1200.27	12-ene-18	92,429.00
13-ene-18	893.11	209.17	683.74	11.49	21.15	75.25	0.00	22.94	2.90	13.00	0.45	80.26	277.16	1188.35	13-ene-18	93,030.00
14-ene-18	825.74	143.14	681.74	11.92	11.83	50.52	5.69	18.82	2.56	13.34	0.39	80.94	210.73	1088.49	14-ene-18	92,842.00
15-ene-18	863.91	224.27	638.93	12.44	22.43	3.00	89.61	10.45	2.57	13.33	0.51	78.06	290.32	1161.66	15-ene-18	91,255.00
16-ene-18	878.81	227.79	667.59	12.06	13.26	0.00	108.70	10.41	3.36	12.19	0.58	60.41	301.25	1189.82	16-ene-18	93,508.00
17-ene-18	895.84	207.36	672.00	11.80	25.83	7.85	105.10	10.38	2.92	11.92	0.72	0.00	312.88	1161.41	17-ene-18	93,616.00
18-ene-18	845.93	196.74	679.27	11.72	21.71	16.90	106.36	9.46	3.46	11.39	0.76	0.00	308.99	1170.01	18-ene-18	93,079.00
19-ene-18	903.45	227.72	661.58	11.97	23.46	17.73	108.06	10.58	3.16	11.69	0.54	0.00	336.85	1185.62	19-ene-18	93,632.00
20-ene-18	863.00	214.25	667.55	12.12	25.51	6.82	108.01	10.57	2.69	13.22	0.38	0.00	319.59	1166.46	20-ene-18	95,537.00
21-ene-18	809.81	133.28	675.16	12.14	11.76	10.00	98.92	2.47	2.84	12.71	0.38	0.00	240.72	1067.10	21-ene-18	89,033.00
22-ene-18	865.82	195.60	672.51	12.09	20.44	20.05	104.14	10.90	2.85	13.44	7.86	0.00	296.33	1160.60	22-ene-18	93,864.00
23-ene-18	873.79	210.32	656.89	12.14	20.97	16.51	102.99	7.29	3.01	12.95	3.71	0.00	313.63	1150.09	23-ene-18	96,203.00
24-ene-18	867.30	224.89	651.62	12.47	24.49	46.35	104.44	8.76	2.98	14.69	0.67	0.00	301.34	1167.79	24-ene-18	90,940.00
25-ene-18	869.61	238.14	630.75	12.02	22.51	52.69	103.10	6.75	2.85	14.82	0.67	0.00	307.99	1154.14	25-ene-18	95,801.00
26-ene-18	896.73	216.27	666.19	12.43	23.34	27.16	102.23	9.16	2.66	11.48	9.92	0.00	303.12	1167.69	26-ene-18	93,669.00
27-ene-18	834.24	174.75	670.16	12.06	20.73	14.93	102.03	7.88	2.86	6.69	19.13	0.00	256.48	1112.94	27-ene-18	91,934.00
28-ene-18	805.08	124.99	671.59	11.90	0.00	2.74	99.31	1.75	2.63	20.34	37.53	0.00	206.88	1054.67	28-ene-18	90,456.00
29-ene-18	870.38	209.62	666.55	11.93	20.73	0.19	103.73	9.11	2.62	14.34	39.41	0.00	313.67	1182.28	29-ene-18	94,606.00
30-ene-18	867.43	233.60	646.87	12.06	21.00	0.26	102.40	6.19	3.07	13.89	37.75	0.00	321.99	1165.49	30-ene-18	96,125.00
31-ene-18	880.30	213.44	659.41	12.17	19.09	2.95	101.03	7.80	2.70	14.97	34.85	0.00	302.33	1157.30	31-ene-18	92,928.00
TOTAL	23,244.01	6,507.02	17,145.18	348.59	459.72	1,266.44	1,687.27	412.95	82.11	395.44	204.28	1,203.03	8,566.47	31,771.49	TOTAL	2,614,093.50
PROMEDIO	774.80	216.90	571.51	11.62	15.32	42.21	56.24	13.77	2.74	13.18	6.81	40.10	285.55	1,059.05	PROMEDIO	87,136.45

(*) Los datos de volúmenes de Gas Natural y Líquidos de Gas Natural son operativos y no necesariamente coinciden con datos fiscalizados.

¹ MMSCFD: Millones de Pies Cúbicos Estándar por Día

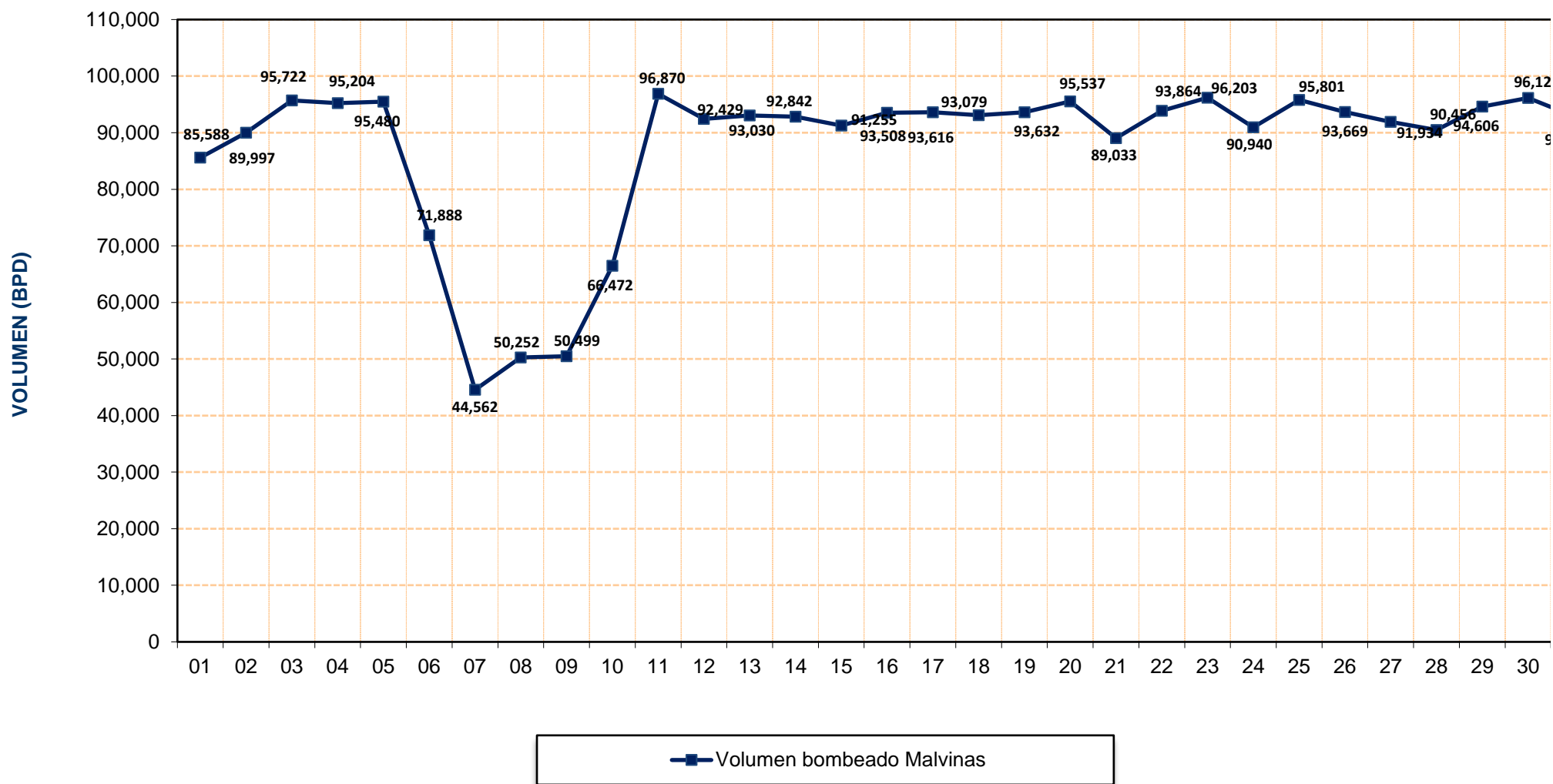
² BPD: Barriles Por Día

REPORTE OPERATIVO* DEL SISTEMA DE TRANSPORTE DE GAS NATURAL (GN) DURANTE ENERO 2018



* Los valores podría diferir del Volumen Fiscalizado.

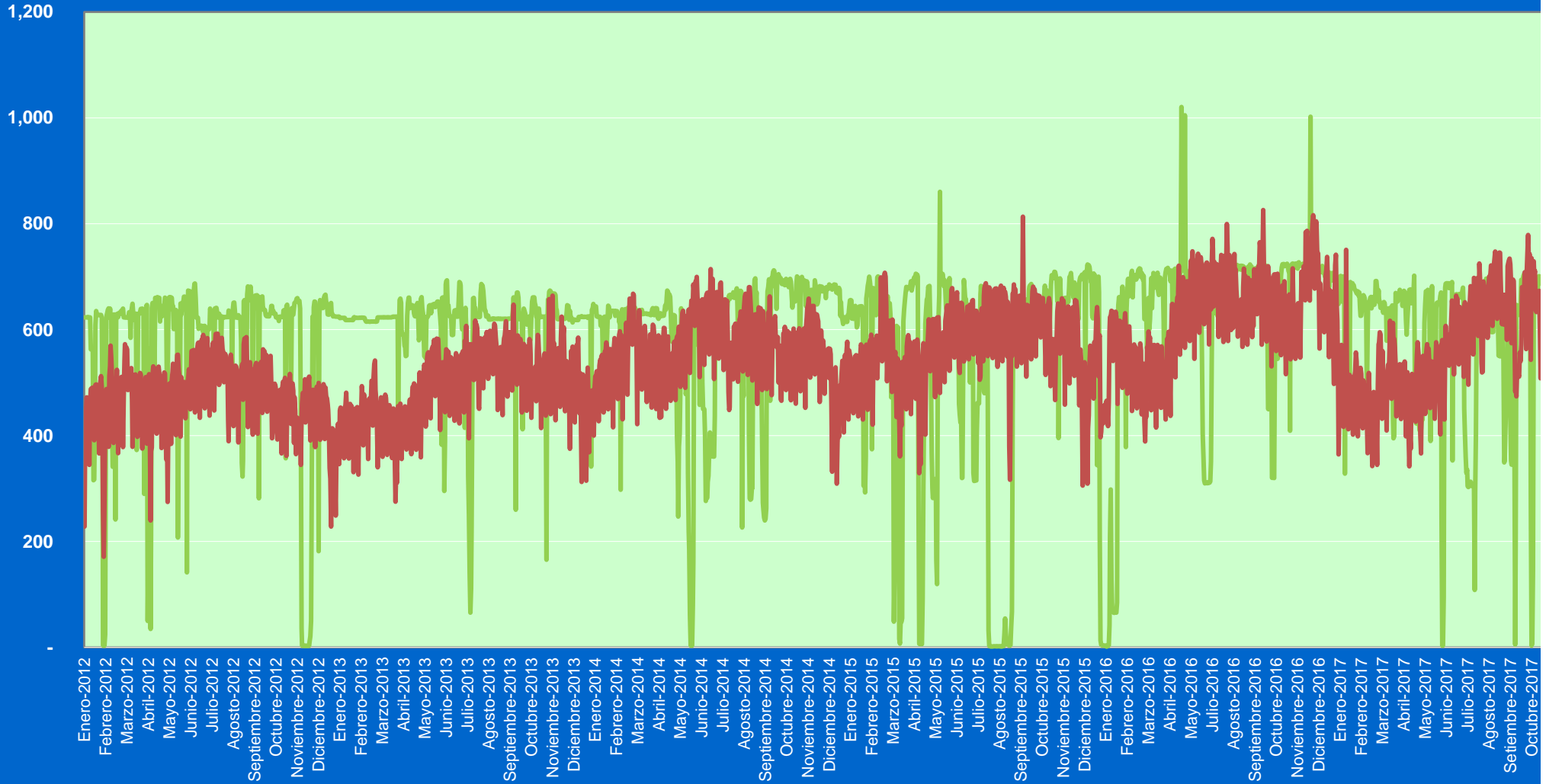
REPORTE OPERATIVO* DEL SISTEMA DE TRANSPORTE DE LÍQUIDOS DE GAS NATURAL (LGN) DURANTE ENERO 2018



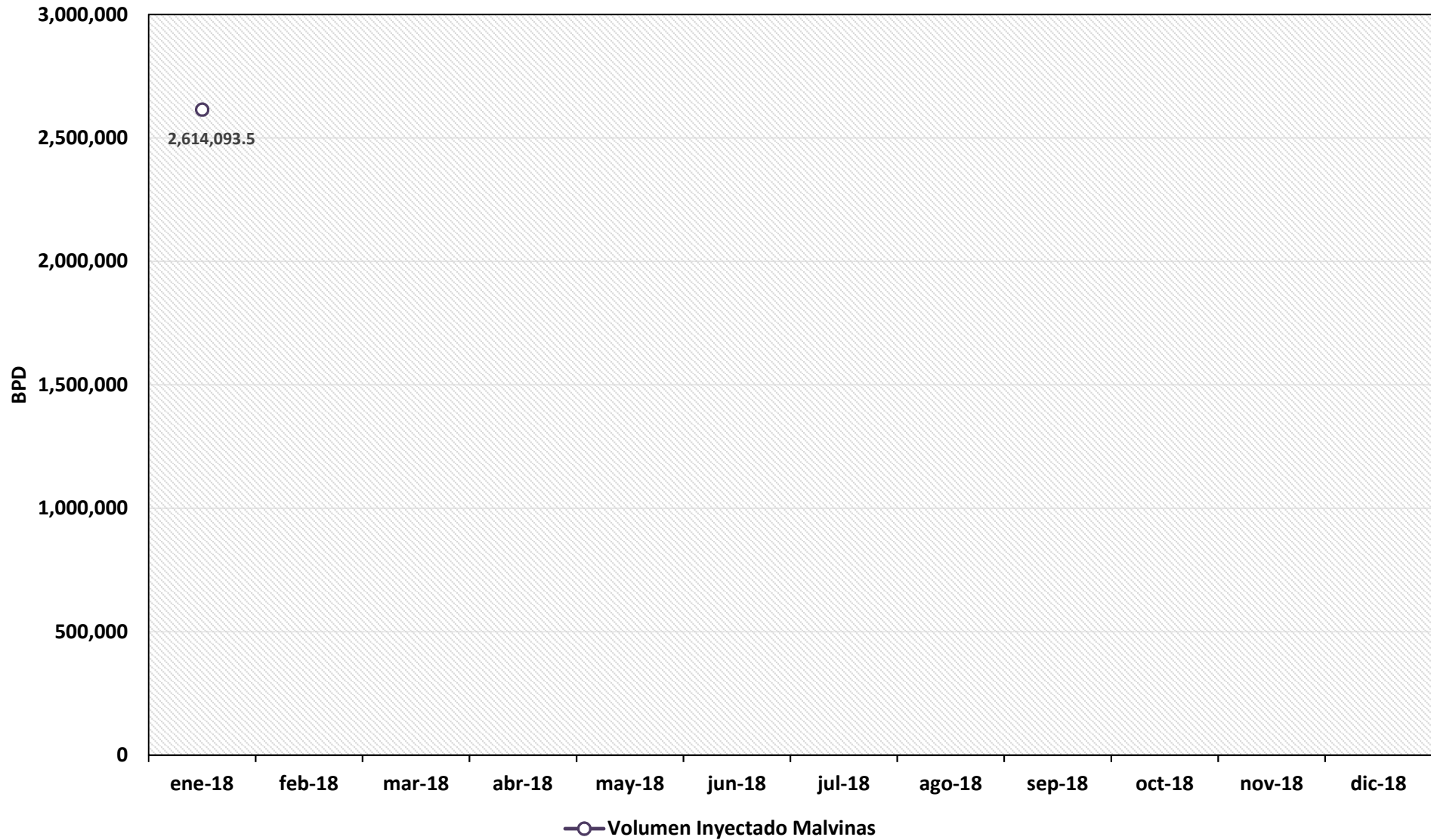
* Los valores podría diferir del Volumen Fiscalizado.

Volumen
(MMSCFD)

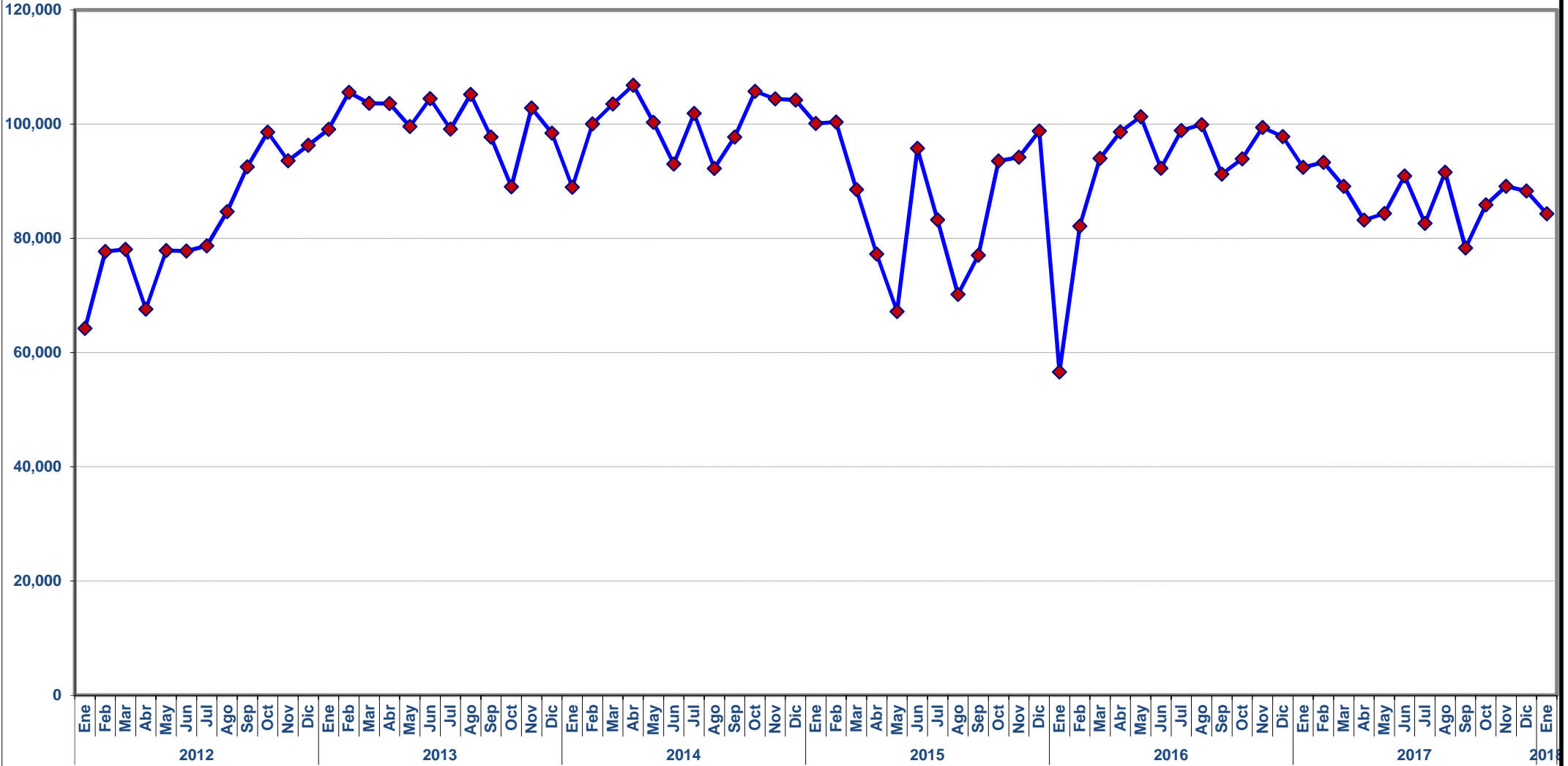
Volumen de Gas Natural entregado diariamente por TGP en
millones de pies cúbicos diarios (MMSCFD)
Enero 2012 - 31 de enero 2018



REPORTE MENSUAL DE VOLUMENES ENTREGADOS EN EL SISTEMA DE TRANSPORTE DE LIQUIDOS DE GAS NATURAL (LGN) DURANTE EL 2018



**VOLUMEN PROMEDIO DIARIO DE LÍQUIDOS DE GAS NATURAL TRANSPORTADO POR TGP EN
BARRILES POR DÍA (BPD)
Enero 2012 - Enero 2018**



◆ Volumen de Líquidos de Gas Natural