

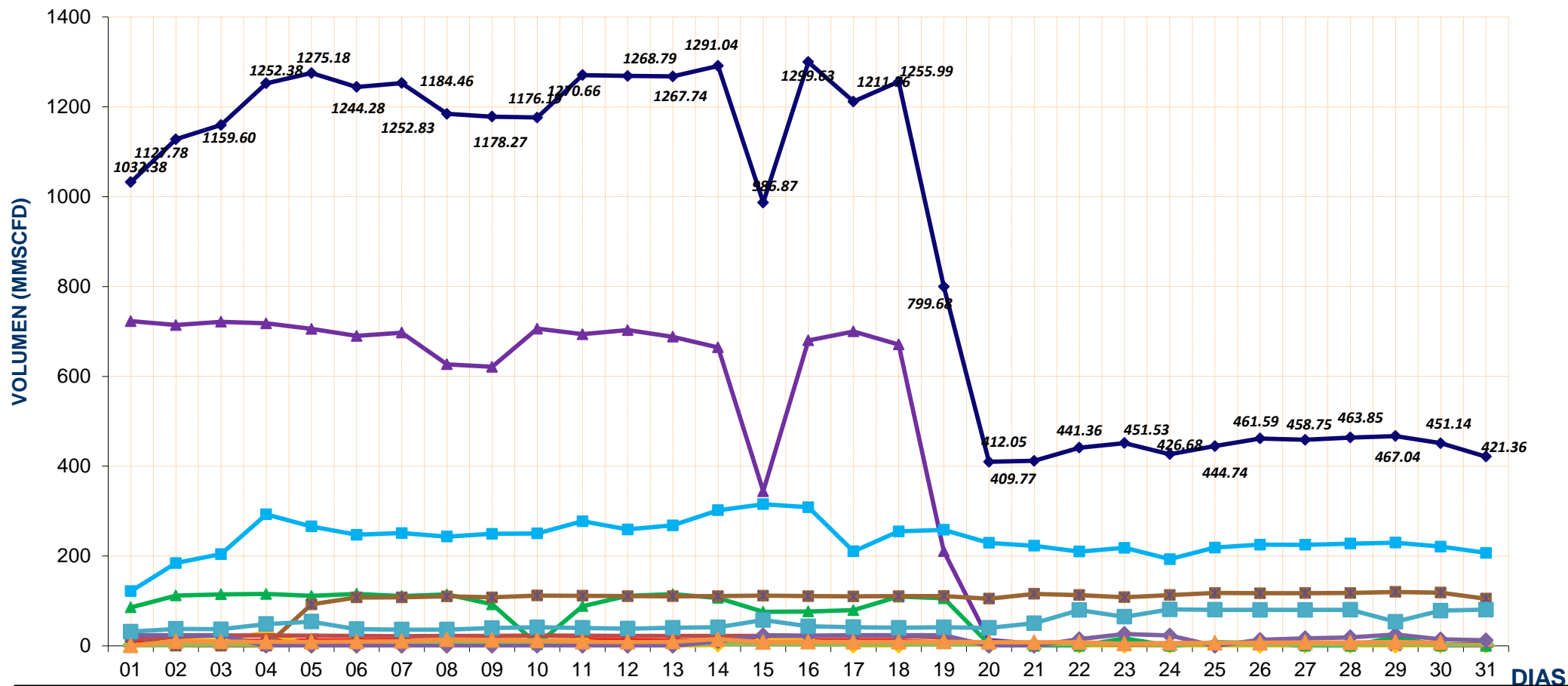
REPORTE DIARIO DE LA OPERACIÓN* DE LOS SISTEMAS DE TRANSPORTE DE GAS NATURAL (GN) Y LÍQUIDOS DE GAS NATURAL (LGN)																
CONCESIONARIO: TRANSPORTADORA DE GAS DEL PERU S.A.																
PERIODO: Enero 2016																
Entregas del Sistema de Transporte de Gas Natural (MMSCFD <sup>1</sup> )															Sistema de Transporte de Líquidos de Gas Natural (BPD <sup>2</sup> )	
Días	Ducto Principal PLNG			Ducto TGP										Total Volumen Entregado	Días	Volumen Bombeado Malvinas
	Chiquintirca	C.U.A	Planta Melchorita	Humay	Duke Energy	Enersur	Kallpa	Egasa / Egesur	Chincha - Contugas	Humay - Contugas	Chilca - Termochilca	Chilca - Fenix Power	Lurín			
01-ene-16	861.05	61.16	722.94	11.95	0.00	85.68	19.27	14.13	0.65	0.65	23.65	31.77	121.69	1032.38	01-ene-16	98,653.00
02-ene-16	853.11	118.91	714.36	11.30	11.80	112.10	0.15	20.32	1.89	10.01	23.62	37.85	184.39	1127.78	02-ene-16	97,383.00
03-ene-16	840.89	121.38	721.61	11.41	11.95	114.88	0.11	22.97	2.60	9.28	23.64	36.91	204.23	1159.60	03-ene-16	100,792.00
04-ene-16	918.50	215.29	717.98	11.59	30.36	115.67	0.23	23.11	2.84	9.05	0.00	48.63	292.92	1252.38	04-ene-16	99,797.00
05-ene-16	940.73	252.15	705.54	11.75	0.00	111.23	92.46	22.39	2.87	9.03	0.00	54.05	265.86	1275.18	05-ene-16	99,515.00
06-ene-16	944.71	245.70	690.13	11.97	0.00	115.92	107.66	22.00	2.36	9.54	0.00	37.36	247.34	1244.28	06-ene-16	101,592.00
07-ene-16	933.94	241.94	697.32	12.40	0.00	111.08	108.03	21.55	4.59	10.38	0.00	36.30	251.18	1252.83	07-ene-16	97,099.00
08-ene-16	793.88	255.95	626.86	11.33	0.00	114.46	110.24	21.96	5.67	14.57	0.00	36.11	243.25	1184.46	08-ene-16	70,809.00
09-ene-16	942.84	273.16	621.26	12.04	14.38	92.39	108.09	22.13	6.00	12.96	0.00	39.65	249.38	1178.27	09-ene-16	98,176.00
10-ene-16	938.91	159.40	706.19	12.12	12.02	3.72	111.96	23.31	3.21	11.86	0.00	41.44	250.36	1176.19	10-ene-16	100,418.00
11-ene-16	942.60	269.34	693.87	12.76	11.77	88.41	111.64	22.84	2.75	9.15	0.00	39.99	277.49	1270.66	11-ene-16	101,157.00
12-ene-16	945.32	250.03	702.92	12.69	0.00	111.24	110.59	21.90	3.18	8.72	0.00	38.28	259.29	1268.79	12-ene-16	100,331.00
13-ene-16	944.79	260.32	688.25	11.60	0.00	114.98	110.34	22.06	2.57	9.33	0.00	40.25	268.36	1267.74	13-ene-16	100,466.00
14-ene-16	951.94	298.65	664.53	12.29	2.46	106.58	110.71	22.14	4.08	14.88	10.19	41.31	301.87	1291.04	14-ene-16	97,892.00
15-ene-16	742.02	325.62	344.30	11.91	12.48	75.86	111.70	22.30	3.57	8.32	23.65	57.48	315.30	986.87	15-ene-16	93,096.00
16-ene-16	870.87	264.18	680.09	11.85	11.77	76.54	110.71	22.26	2.86	9.03	22.38	43.44	308.69	1299.63	16-ene-16	99,603.00
17-ene-16	948.06	210.32	700.00	11.98	0.00	79.55	110.21	22.29	2.86	9.13	23.79	41.55	210.39	1211.76	17-ene-16	102,050.00
18-ene-16	948.01	274.07	670.88	11.79	0.00	109.55	110.82	21.96	2.79	9.10	23.87	40.35	254.89	1255.99	18-ene-16	95,446.00
19-ene-16	485.91	351.59	210.57	7.30	11.17	105.80	111.00	18.65	2.48	9.33	23.60	41.33	258.45	799.68	19-ene-16	0.00
20-ene-16	262.21	241.38	13.05	4.33	0.00	4.50	104.95	2.08	3.58	8.16	0.00	39.87	229.25	409.77	20-ene-16	0.00
21-ene-16	241.66	240.47	4.68	3.27	0.00	0.00	115.74	3.20	3.91	7.95	0.00	50.54	222.77	412.05	21-ene-16	0.00
22-ene-16	259.39	302.14	3.82	2.99	0.00	0.00	113.26	4.75	3.75	8.12	15.07	79.76	209.84	441.36	22-ene-16	0.00
23-ene-16	342.92	332.22	3.69	1.93	0.00	16.64	108.28	2.73	3.86	4.97	26.61	64.63	218.19	451.53	23-ene-16	0.00
24-ene-16	320.44	298.95	3.66	1.61	0.00	0.00	113.19	2.05	2.69	6.49	23.06	81.01	192.92	426.68	24-ene-16	0.00
25-ene-16	318.31	306.51	3.67	2.08	0.00	8.03	117.61	4.39	3.12	6.76	0.00	80.26	218.82	444.74	25-ene-16	0.00
26-ene-16	343.48	327.51	3.66	1.68	0.00	6.63	117.22	3.83	2.93	6.95	13.40	80.03	225.23	461.59	26-ene-16	0.00
27-ene-16	328.38	327.88	3.67	1.76	0.00	0.08	117.34	3.04	2.89	7.71	16.94	80.16	225.15	458.75	27-ene-16	0.00
28-ene-16	316.34	325.73	3.69	1.84	0.00	0.00	117.58	3.29	2.74	7.50	19.11	80.41	227.70	463.85	28-ene-16	0.00
29-ene-16	332.07	325.34	1.32	2.04	0.00	19.16	120.21	3.53	3.14	8.77	25.26	53.73	229.89	467.04	29-ene-16	0.00
30-ene-16	315.46	300.69	2.30	2.83	0.00	0.48	118.63	2.97	2.69	7.20	14.54	78.56	220.94	451.14	30-ene-16	0.00
31-ene-16	317.21	234.68	3.69	3.86	0.00	0.00	104.95	0.45	2.33	6.14	12.16	80.68	207.10	421.36	31-ene-16	0.00
<b>TOTAL</b>	<b>20,445.95</b>	<b>8,012.65</b>	<b>12,330.51</b>	<b>252.24</b>	<b>130.15</b>	<b>1,901.17</b>	<b>3,024.91</b>	<b>446.57</b>	<b>97.45</b>	<b>271.01</b>	<b>364.54</b>	<b>1,633.69</b>	<b>7,393.14</b>	<b>27,845.36</b>	<b>TOTAL</b>	<b>1,754,275.00</b>
<b>PROMEDIO</b>	<b>659.55</b>	<b>258.47</b>	<b>397.76</b>	<b>8.14</b>	<b>4.20</b>	<b>61.33</b>	<b>97.58</b>	<b>14.41</b>	<b>3.14</b>	<b>8.74</b>	<b>11.76</b>	<b>52.70</b>	<b>238.49</b>	<b>898.24</b>	<b>PROMEDIO</b>	<b>56,589.52</b>

(\*) Los datos de volúmenes de Gas Natural y Líquidos de Gas Natural son operativos y no necesariamente coinciden con datos fiscalizados.

<sup>1</sup> MMSCFD: Millones de Pies Cubicos Estandar por Día

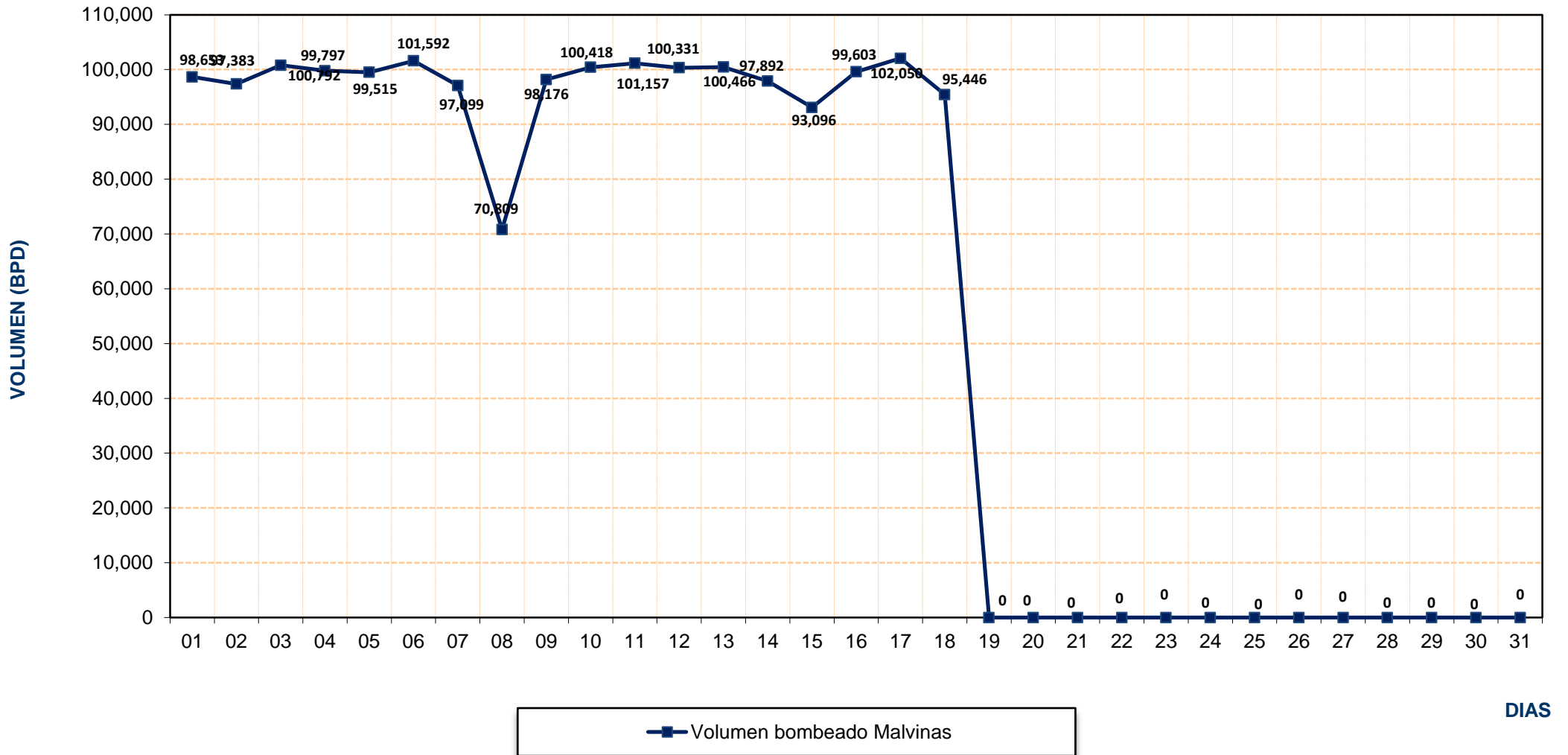
<sup>2</sup> BPD: Barriles Por Día

## REPORTE OPERATIVO\* DEL SISTEMA DE TRANSPORTE DE GAS NATURAL (GN) DURANTE ENERO 2016



\* Los valores podría diferir del Volumen Fiscalizado.

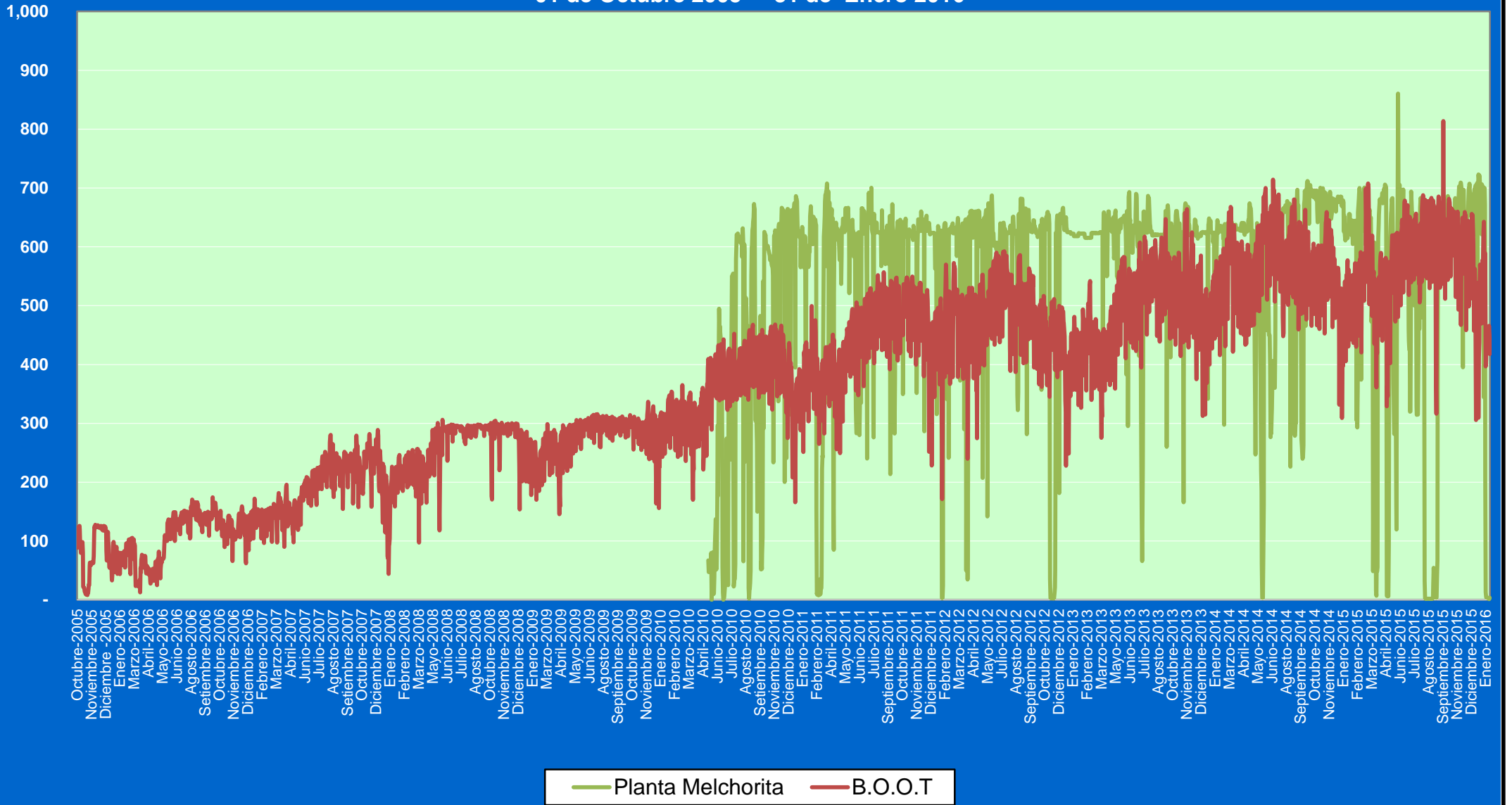
## REPORTE OPERATIVO\* DEL SISTEMA DE TRANSPORTE DE LÍQUIDOS DE GAS NATURAL (LGN) DURANTE ENERO 2016



\* Los valores podría diferir del Volumen Fiscalizado.

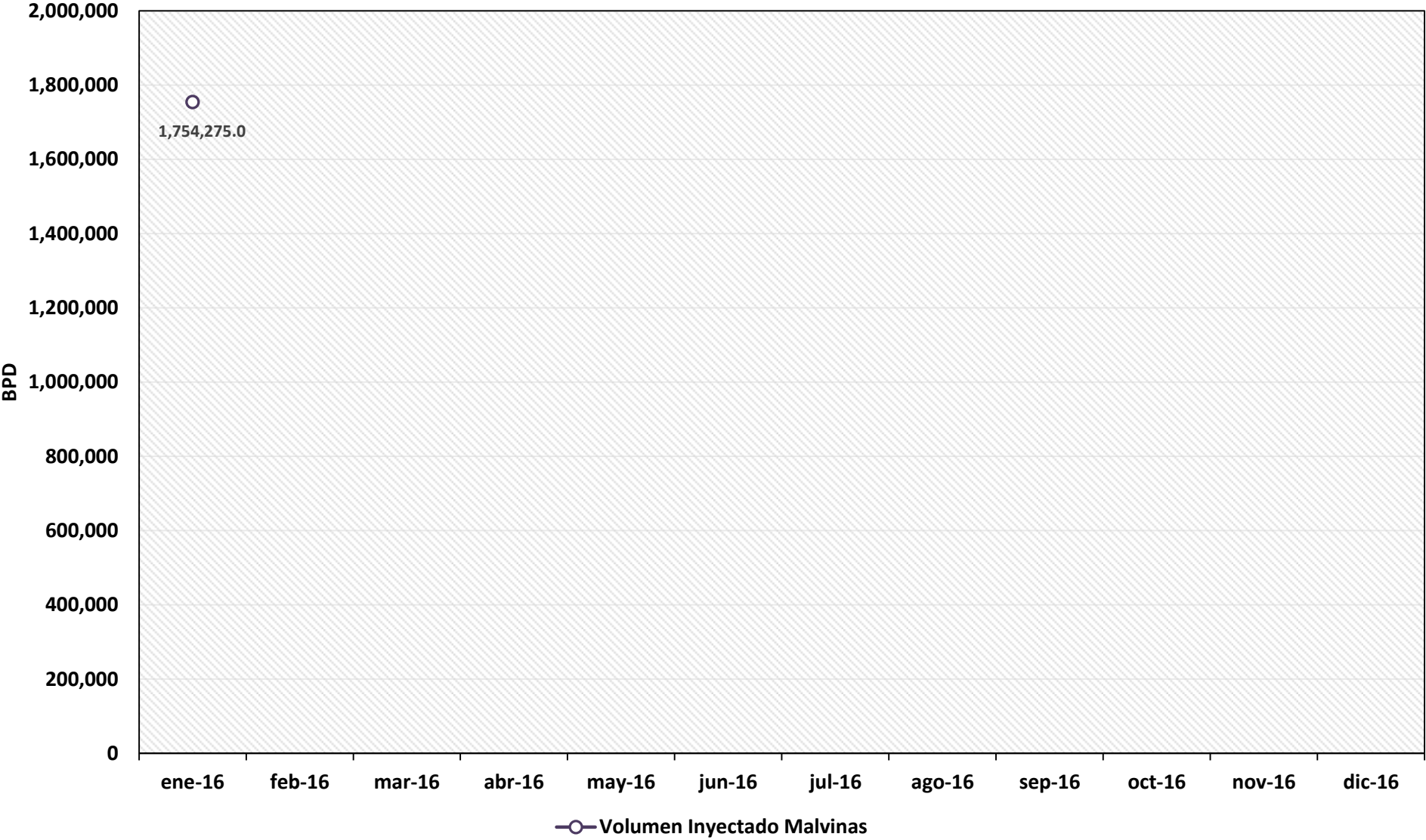
Volumen  
(MMSCFD)

### Volumen de Gas Natural entregado diariamente por TGP en millones de pies cúbicos diarios (MMSCFD) 01 de Octubre 2005 - 31 de Enero 2016





# REPORTE MENSUAL DE VOLUMENES ENTREGADOS EN EL SISTEMA DE TRANSPORTE DE LIQUIDOS DE GAS NATURAL (LGN) DURANTE EL 2016



# VOLUMEN PROMEDIO DIARIO DE LÍQUIDOS DE GAS NATURAL TRANSPORTADO POR TGP EN BARRILES POR DÍA (BPD) Enero 2010 - Diciembre 2015

