

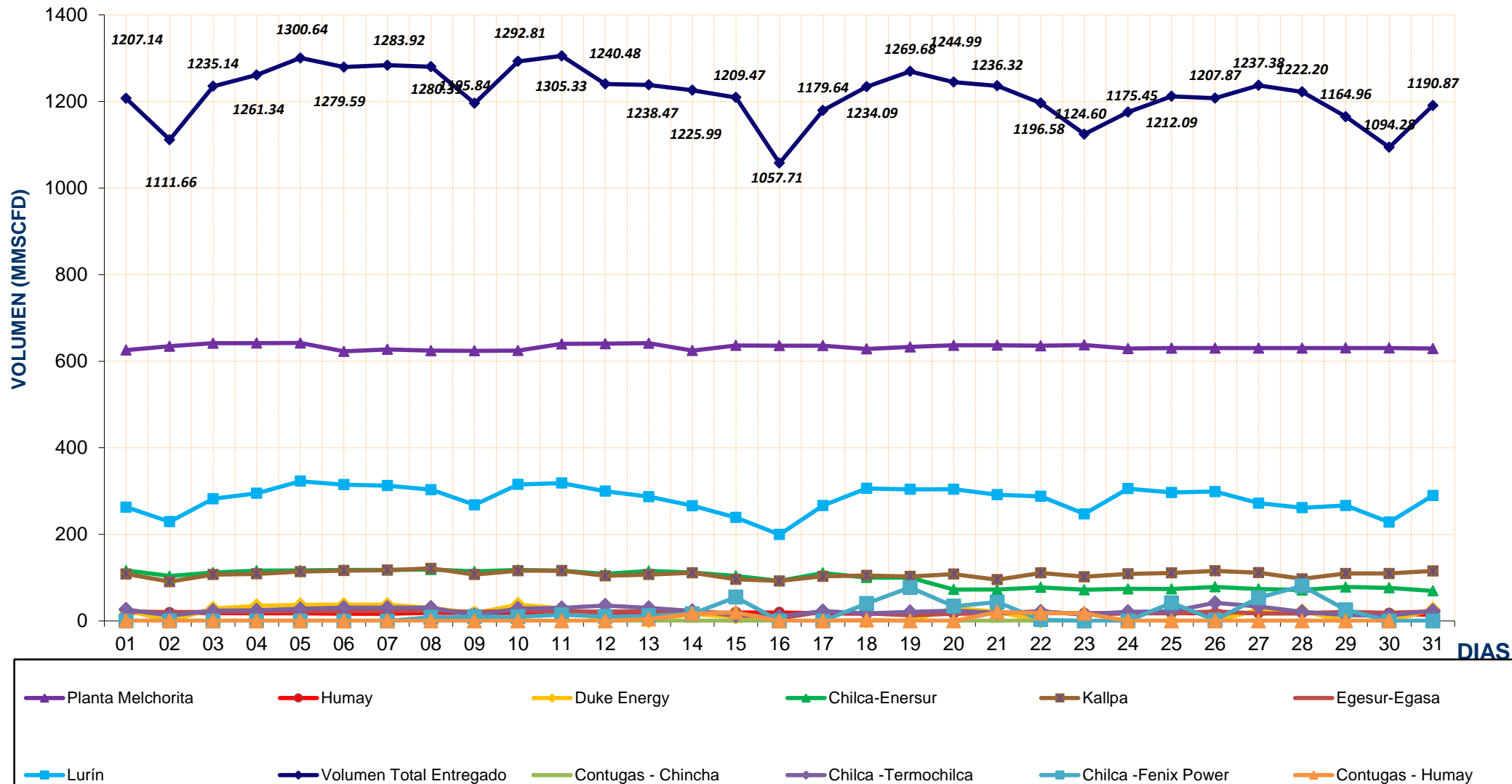
REPORTE DIARIO DE LA OPERACIÓN* DE LOS SISTEMAS DE TRANSPORTE DE GAS NATURAL (GN) Y LÍQUIDOS DE GAS NATURAL (LGN)																
CONCESIONARIO: TRANSPORTADORA DE GAS DEL PERU S.A.																
PERIODO: Marzo 2014																
Entregas del Sistema de Transporte de Gas Natural (MMSCFD <sup>1</sup> )															Sistema de Transporte de Líquidos de Gas Natural (BPD <sup>2</sup> )	
Días	Ducto Principal PLNG			Ducto TGP										Total Volumen Entregado	Días	Volumen Bombeado Malvinas
	Chiquintirca	C.U.A	Planta Melchorita	Humay	Duke Energy	Enersur	Kallpa	Egasa / Egesur	Chincha - Contugas	Humay - Contugas	Chilca - Termochilca	Chilca - Fenix Power	Lurín			
01-mar-14	936.68	284.20	625.82	18.88	25.06	116.73	108.54	22.23	0.41	0.06	26.55	0.00	262.86	1207.14	01-mar-14	107,085.00
02-mar-14	929.57	211.78	634.53	19.38	0.00	103.80	90.90	20.63	0.38	0.05	12.59	0.00	229.41	1111.66	02-mar-14	102,752.00
03-mar-14	934.49	285.15	641.60	18.51	28.67	111.83	107.15	21.13	0.43	0.06	23.58	0.00	282.20	1235.14	03-mar-14	102,856.00
04-mar-14	938.81	301.00	641.89	17.78	34.84	116.07	108.77	21.70	0.45	0.00	24.77	0.00	295.07	1261.34	04-mar-14	102,539.00
05-mar-14	950.97	332.69	642.14	17.57	36.97	116.61	114.06	22.18	0.46	0.00	27.84	0.00	322.81	1300.64	05-mar-14	101,491.00
06-mar-14	959.32	340.12	622.76	16.88	37.53	117.83	116.38	22.42	0.46	0.00	30.51	0.00	314.82	1279.59	06-mar-14	100,699.00
07-mar-14	962.83	339.28	627.40	16.97	37.57	117.77	117.47	22.98	0.46	0.06	30.51	0.00	312.73	1283.92	07-mar-14	102,435.00
08-mar-14	961.41	339.36	624.53	18.62	30.02	118.68	121.61	23.64	0.42	0.00	30.87	8.64	303.29	1280.31	08-mar-14	105,009.00
09-mar-14	960.09	286.65	624.16	19.41	17.78	114.48	107.24	20.87	0.36	0.00	13.10	9.99	268.46	1195.84	09-mar-14	98,561.50
10-mar-14	959.81	345.45	624.81	18.65	37.87	117.89	116.16	22.91	0.43	0.00	28.78	9.98	315.33	1292.81	10-mar-14	106,790.00
11-mar-14	963.27	342.56	639.95	18.22	29.01	116.01	116.49	22.08	0.47	0.00	29.98	14.41	318.72	1305.33	11-mar-14	101,080.00
12-mar-14	957.00	271.19	640.54	18.78	0.00	108.96	104.21	21.80	0.43	0.00	35.69	10.35	299.72	1240.48	12-mar-14	104,916.00
13-mar-14	924.10	282.03	641.62	17.20	0.00	115.60	107.23	22.59	0.45	4.27	30.28	12.15	287.08	1238.47	13-mar-14	102,989.50
14-mar-14	905.41	289.18	624.78	16.88	16.07	112.03	111.14	21.73	0.43	16.88	23.40	16.56	266.09	1225.99	14-mar-14	102,024.00
15-mar-14	898.39	259.75	636.50	19.54	8.86	104.06	96.20	17.69	0.41	19.54	12.59	54.98	239.11	1209.47	15-mar-14	102,296.00
16-mar-14	857.51	117.00	635.98	19.42	0.00	92.77	92.54	5.86	0.32	0.00	11.02	0.00	199.81	1057.71	16-mar-14	102,322.00
17-mar-14	795.07	171.59	636.00	17.97	0.00	110.89	103.30	21.64	0.42	0.00	22.81	0.00	266.61	1179.64	17-mar-14	101,895.00
18-mar-14	824.56	249.16	628.54	16.71	0.00	100.13	105.03	17.57	0.43	2.08	17.16	40.23	306.21	1234.09	18-mar-14	101,251.00
19-mar-14	854.62	277.27	633.04	17.60	0.00	100.17	103.00	13.12	0.44	0.00	20.82	77.41	304.09	1269.68	19-mar-14	100,584.00
20-mar-14	877.23	296.31	636.75	17.71	30.20	72.83	108.30	16.74	0.41	0.00	23.47	34.19	304.40	1244.99	20-mar-14	102,084.00
21-mar-14	913.67	282.86	636.93	17.92	20.89	72.46	95.37	17.74	0.42	20.65	18.85	43.38	291.71	1236.32	21-mar-14	102,514.00
22-mar-14	926.20	273.03	635.83	18.75	0.00	77.51	110.87	22.33	0.40	18.31	21.74	2.83	288.01	1196.58	22-mar-14	104,110.00
23-mar-14	880.61	216.29	637.55	17.58	0.00	71.90	102.24	14.61	0.19	17.58	15.72	0.00	247.23	1124.60	23-mar-14	94,703.00
24-mar-14	876.28	255.67	629.16	18.01	0.00	74.17	108.88	17.72	0.40	0.00	21.29	0.00	305.84	1175.45	24-mar-14	104,786.00
25-mar-14	908.30	280.90	630.42	18.16	0.00	73.84	110.91	17.61	0.45	0.00	21.94	41.85	296.92	1212.09	25-mar-14	109,723.00
26-mar-14	900.28	273.16	630.31	17.95	0.00	78.59	115.75	22.12	0.44	0.00	41.75	2.00	298.97	1207.87	26-mar-14	83,809.00
27-mar-14	900.88	292.47	630.36	18.49	26.11	73.88	111.65	17.40	0.43	0.00	33.27	53.68	272.10	1237.38	27-mar-14	122,819.00
28-mar-14	929.36	294.35	630.39	18.80	22.66	71.57	97.36	17.46	0.40	0.00	21.13	80.82	261.61	1222.20	28-mar-14	116,695.50
29-mar-14	895.43	253.09	630.62	18.70	0.00	78.33	109.68	21.12	0.44	0.00	13.52	25.79	266.77	1164.96	29-mar-14	106,565.00
30-mar-14	884.79	196.81	630.63	17.34	0.00	76.56	109.71	18.77	0.33	0.00	12.68	0.00	228.27	1094.28	30-mar-14	107,251.00
31-mar-14	891.13	273.10	629.22	13.95	26.45	69.63	115.62	21.96	0.45	0.00	23.65	0.00	289.94	1190.87	31-mar-14	104,559.00
<b>TOTAL</b>	<b>28,258.07</b>	<b>8,513.46</b>	<b>19,614.73</b>	<b>558.33</b>	<b>466.56</b>	<b>3,003.58</b>	<b>3,343.75</b>	<b>610.36</b>	<b>12.80</b>	<b>99.55</b>	<b>721.83</b>	<b>539.23</b>	<b>8,746.16</b>	<b>37,716.88</b>	<b>TOTAL</b>	<b>3,209,193.50</b>
<b>PROMEDIO</b>	<b>911.55</b>	<b>274.63</b>	<b>632.73</b>	<b>18.01</b>	<b>15.05</b>	<b>96.89</b>	<b>107.86</b>	<b>19.69</b>	<b>0.41</b>	<b>3.21</b>	<b>23.28</b>	<b>17.39</b>	<b>282.13</b>	<b>1,216.67</b>	<b>PROMEDIO</b>	<b>103,522.37</b>

(\*) Los datos de volúmenes de Gas Natural y Líquidos de Gas Natural son operativos y no necesariamente coinciden con datos fiscalizados.

<sup>1</sup> MMSCFD: Millones de Pies Cúbicos Estandar por Día

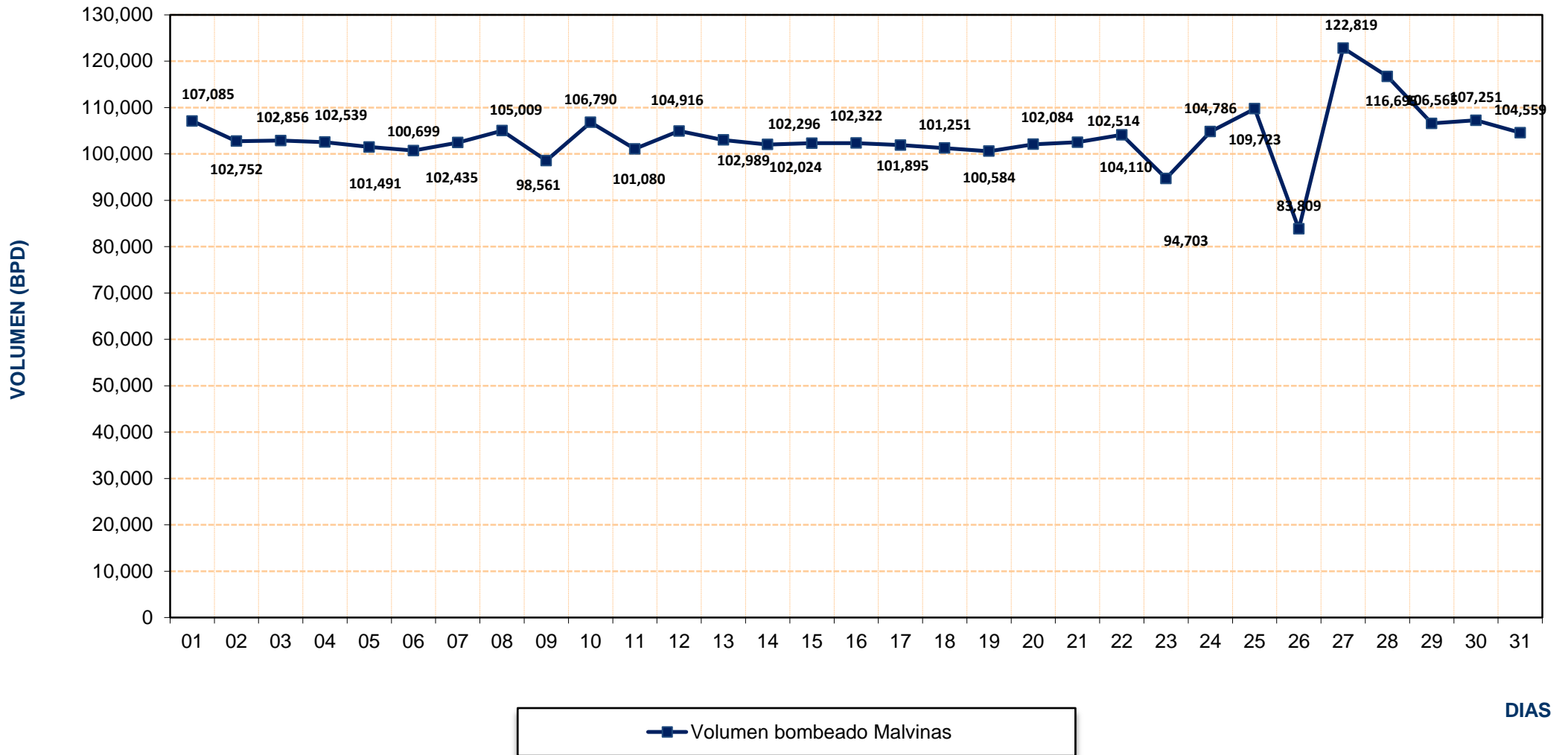
<sup>2</sup> BPD: Barriles Por Día

## REPORTE OPERATIVO\* DEL SISTEMA DE TRANSPORTE DE GAS NATURAL (GN) DURANTE MARZO 2014



\* Los valores podría diferir del Volumen Fiscalizado.

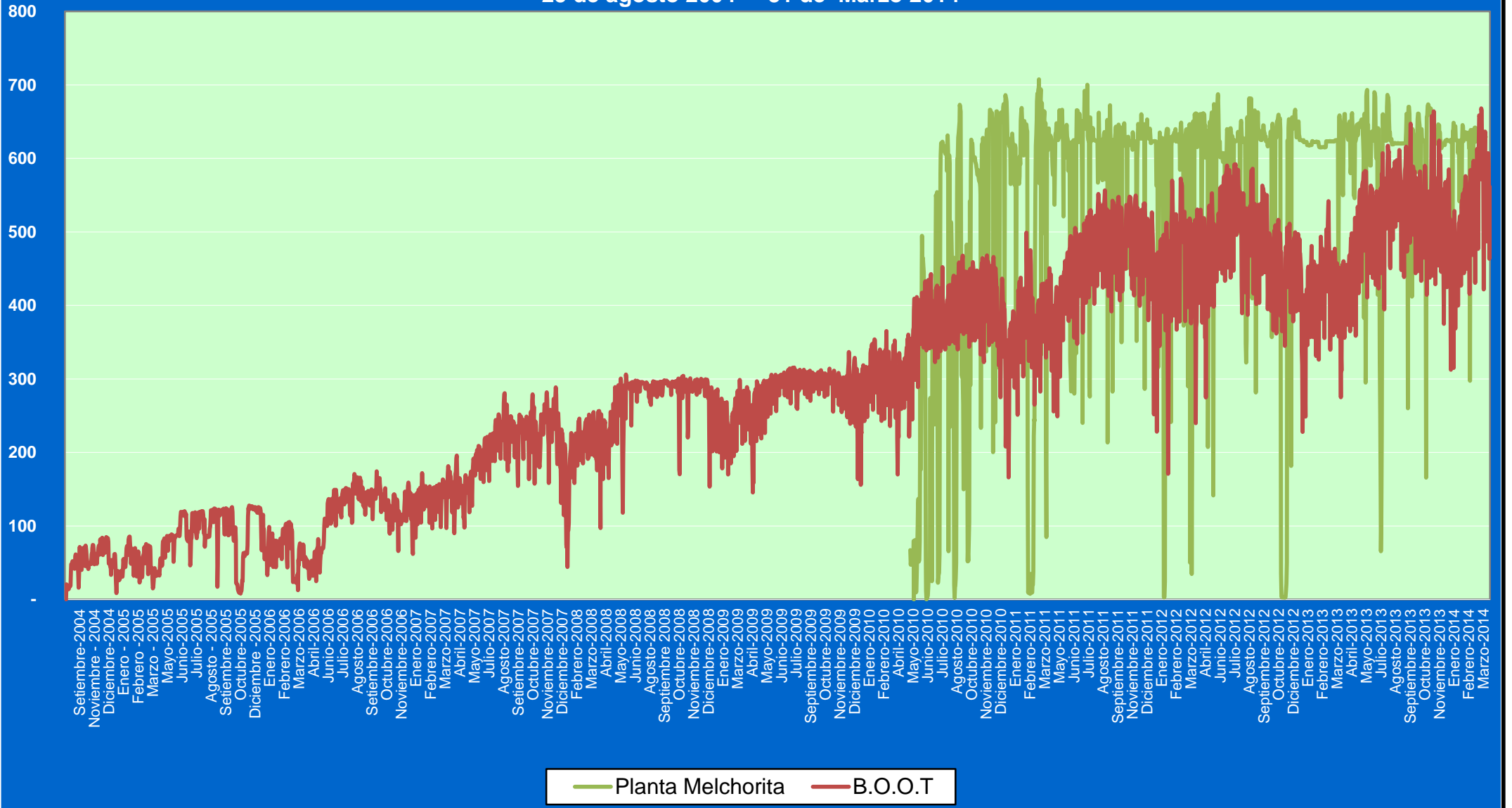
## REPORTE OPERATIVO\* DEL SISTEMA DE TRANSPORTE DE LÍQUIDOS DE GAS NATURAL (LGN) DURANTE MARZO 2014



\* Los valores podría diferir del Volumen Fiscalizado.

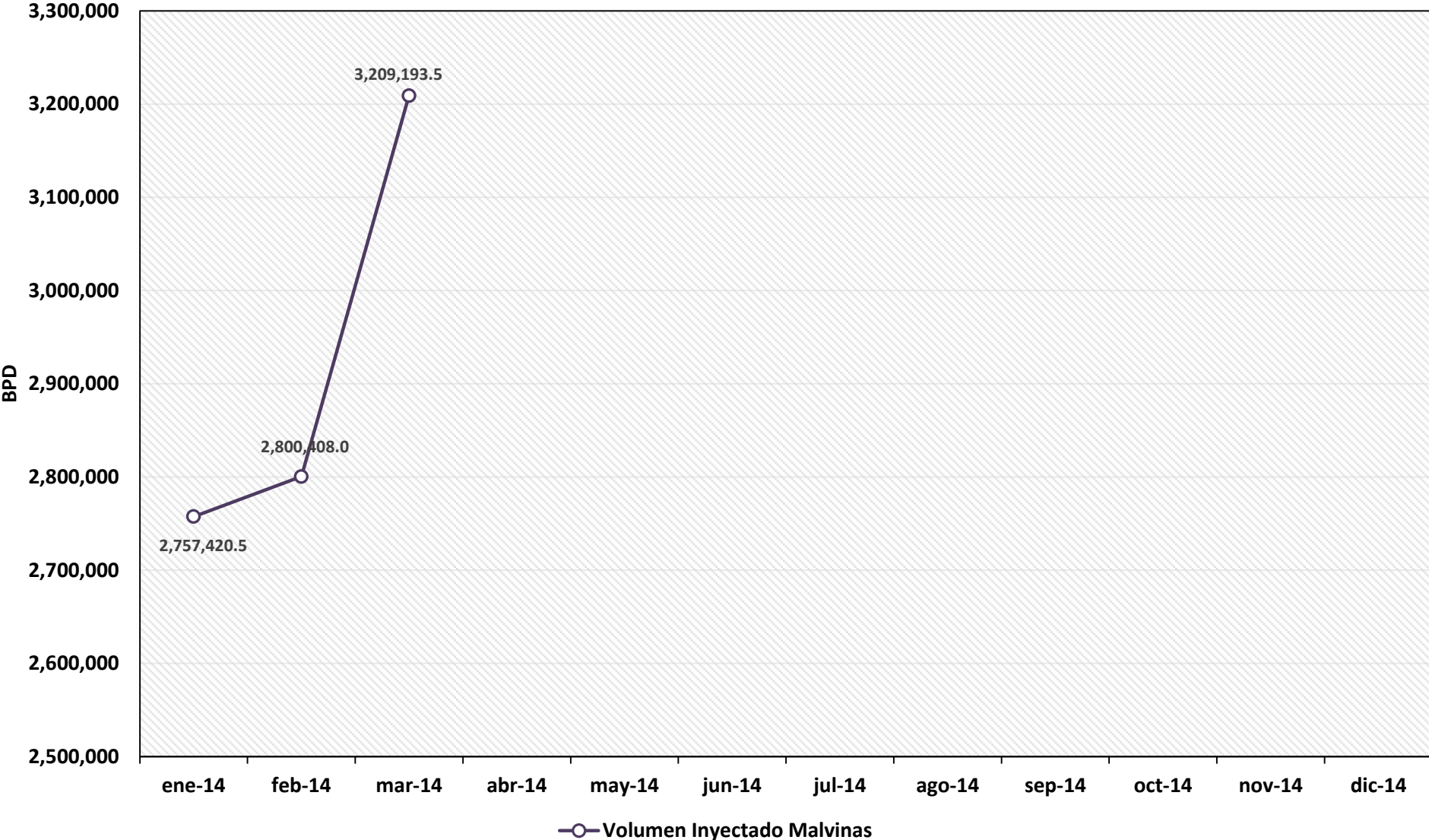
Volumen  
(MMSCFD)

### Volumen de Gas Natural entregado diariamente por TGP en millones de pies cúbicos diarios (MMSCFD) 25 de agosto 2004 - 31 de Marzo 2014





# REPORTE MENSUAL DE VOLUMENES ENTREGADOS EN EL SISTEMA DE TRANSPORTE DE LIQUIDOS DE GAS NATURAL (LGN) DURANTE EL 2014



# VOLUMEN PROMEDIO DIARIO DE LÍQUIDOS DE GAS NATURAL TRANSPORTADO POR TGP EN BARRILES POR DÍA (BPD)

Agosto 2004 - Marzo 2014

