

**REPORTE DE OPERACIÓN(1) DEL SISTEMA DE TRANSPORTE DE GAS NATURAL (GN) Y LÍQUIDOS DE GAS NATURAL (LGN)
(VOLÚMENES ENTREGADOS EN EL MES DE JUNIO DE 2020)**

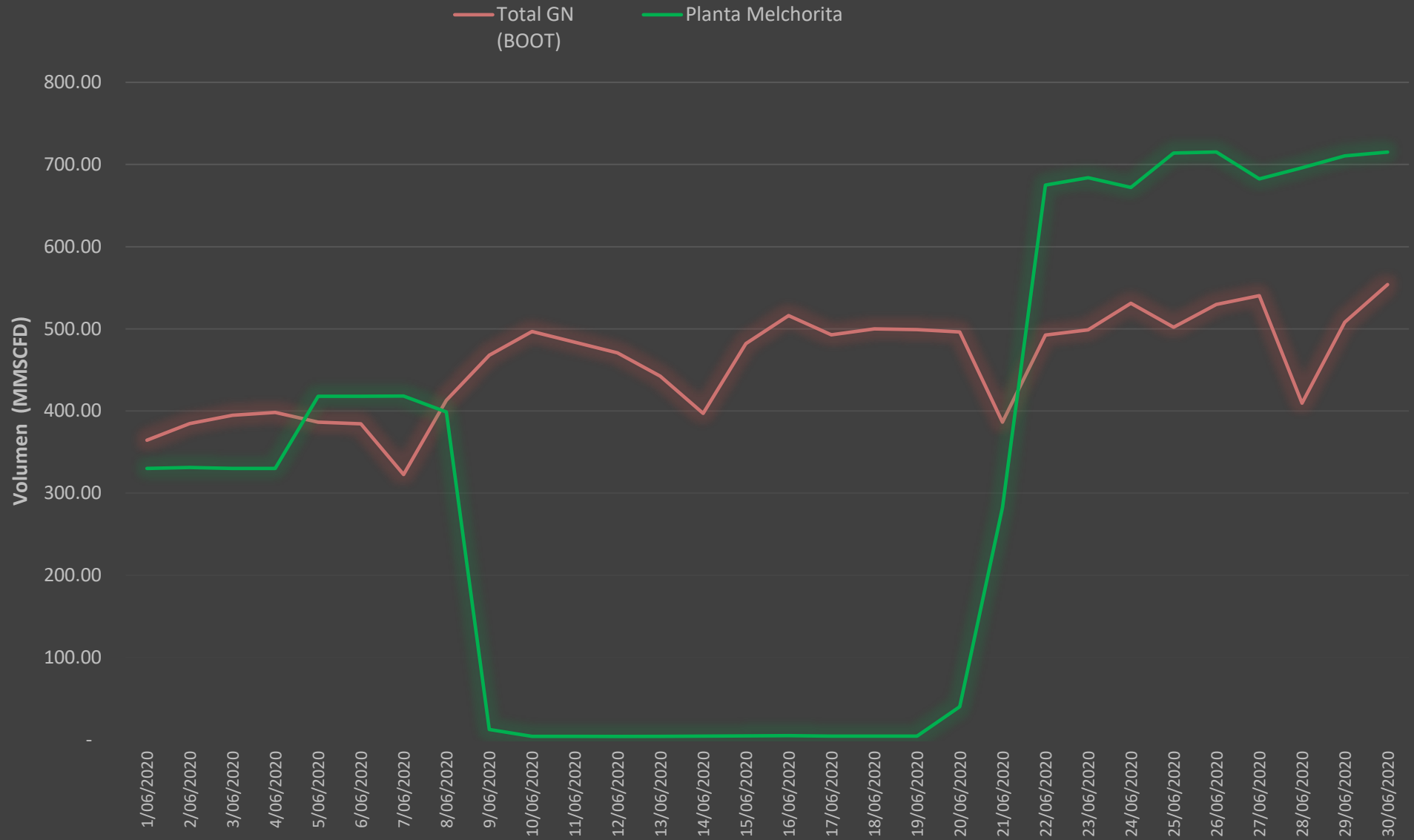
Fecha	GN (MMSCFD ²)														LGN (BPD ³)	
	Ayacucho	Contugas - Humay	Pluspetrol - Humay	Contugas - Independencia	Contugas - Chincha	Cálidda - Cañete	Cálidda - Chilca 1	Cálidda - Kallpa Las Flores	Cálidda - Engie Energía Perú	Cálidda - Chilca 2	Cálidda - Kallpa	Cálidda - Lúrin	Planta Melchorita	Total GN	Total GN (BOOT)	Total LGN
1/06/2020	-	9.23	10.80	-	9.02	1.14	81.58	-	86.95	40.03	-	125.81	330.11	694.68	364.57	79,878.45
2/06/2020	-	11.79	10.70	-	11.09	1.25	81.50	-	90.43	44.62	-	133.39	331.16	715.92	384.77	79,636.23
3/06/2020	-	9.12	10.69	-	7.57	1.41	81.34	-	101.57	44.71	-	138.42	330.01	724.83	394.82	82,873.40
4/06/2020	-	8.59	10.82	-	11.09	1.51	81.35	-	100.14	44.85	-	140.01	330.21	728.57	398.36	83,486.09
5/06/2020	-	9.66	11.02	-	7.45	1.48	82.34	-	94.38	44.82	-	135.39	418.02	804.57	386.56	85,478.52
6/06/2020	-	12.24	11.22	-	6.31	1.31	82.09	-	104.95	44.61	-	121.65	418.02	802.39	384.37	83,737.88
7/06/2020	-	10.47	11.39	0.15	6.60	1.26	81.92	-	77.34	44.51	-	89.04	418.28	740.96	322.68	82,461.48
8/06/2020	-	9.75	10.97	-	8.98	0.67	82.03	-	112.09	44.47	-	144.02	398.73	811.72	412.99	83,828.32
9/06/2020	-	9.72	10.99	-	6.19	1.19	82.15	27.14	111.95	44.31	-	174.14	12.42	480.20	467.78	77,504.23
10/06/2020	-	8.77	10.25	-	6.06	1.24	81.39	20.88	113.29	44.50	30.18	180.06	3.92	500.55	496.63	76,720.90
11/06/2020	-	9.02	9.63	-	6.87	1.26	81.66	-	111.97	44.61	41.48	177.35	3.95	487.80	483.85	76,575.54
12/06/2020	-	8.04	9.69	-	7.10	1.30	61.44	-	112.67	44.52	44.05	181.96	3.91	474.68	470.77	76,646.05
13/06/2020	-	7.59	9.70	-	9.74	1.33	-	-	115.09	44.31	79.52	175.16	4.00	446.44	442.44	77,013.82
14/06/2020	-	8.13	9.74	-	7.77	1.35	-	-	111.35	44.32	62.83	151.62	4.23	401.33	397.10	80,905.51
15/06/2020	-	8.03	10.78	-	6.63	0.82	-	-	114.93	44.65	74.20	221.88	4.46	486.37	481.91	80,569.20
16/06/2020	-	8.89	11.00	-	10.27	1.43	-	18.03	114.88	44.66	79.93	226.95	4.79	520.83	516.04	79,052.28
17/06/2020	-	7.41	10.65	-	8.04	0.97	-	-	114.50	44.58	79.20	227.28	4.16	496.78	492.62	82,092.52
18/06/2020	-	8.07	10.79	-	7.49	1.45	-	-	114.60	44.55	81.27	231.72	4.18	504.13	499.95	79,827.25
19/06/2020	-	6.23	10.59	-	8.00	1.46	6.57	-	114.47	44.71	79.37	227.76	4.35	503.52	499.17	80,343.27
20/06/2020	-	8.93	10.57	-	6.27	1.47	79.94	-	103.76	44.38	43.45	197.41	39.98	536.15	496.18	83,011.03
21/06/2020	-	6.36	11.06	-	5.12	1.48	82.22	-	88.67	44.26	-	147.15	282.46	668.79	386.33	81,795.21
22/06/2020	-	8.02	10.93	-	7.34	1.44	82.08	-	114.33	44.62	-	223.61	675.04	1,167.41	492.37	88,312.01
23/06/2020	-	7.81	11.25	-	7.09	1.58	82.18	9.79	114.36	33.28	-	231.54	683.92	1,182.81	498.90	88,094.95
24/06/2020	-	9.53	11.18	-	8.50	1.57	82.25	42.90	114.38	0.75	20.20	239.80	672.22	1,203.28	531.06	88,826.71
25/06/2020	-	9.03	11.09	-	6.70	0.43	82.22	42.06	114.36	0.72	-	235.46	714.02	1,216.09	502.07	86,672.76
26/06/2020	-	10.63	11.07	-	7.57	0.36	82.24	42.26	114.41	0.72	18.85	241.71	715.26	1,245.08	529.82	87,992.11
27/06/2020	-	8.79	11.27	-	7.11	0.36	82.20	37.52	114.25	0.53	53.08	225.40	682.48	1,222.98	540.49	86,392.55
28/06/2020	-	7.30	11.74	-	5.23	0.19	81.99	16.30	114.30	0.38	-	172.11	696.13	1,105.66	409.53	86,297.45
29/06/2020	-	8.74	11.03	-	8.21	0.20	81.84	20.74	114.31	0.62	48.03	214.19	710.40	1,218.30	507.90	86,203.98
30/06/2020	-	11.83	11.34	0.20	8.31	0.39	82.00	-	114.38	0.79	79.06	245.61	715.21	1,269.13	553.92	86,320.53
TOTAL	-	267.73	323.97	0.35	229.72	33.29	1,868.54	277.61	3,239.06	1,013.39	914.69	5,577.58	9,616.02	23,361.96	13,745.94	2,478,550.26
PROMEDIO	-	8.92	10.80	0.01	7.66	1.11	62.28	9.25	107.97	33.78	30.49	185.92	320.53	778.73	458.20	82,618.34

(1) Los datos de volúmenes de Gas Natural y Líquidos de Gas Natural son operativos y no necesariamente coinciden con datos fiscalizados

(2) MMSCFD: Millones de Pies Cúbicos Estándar por Día

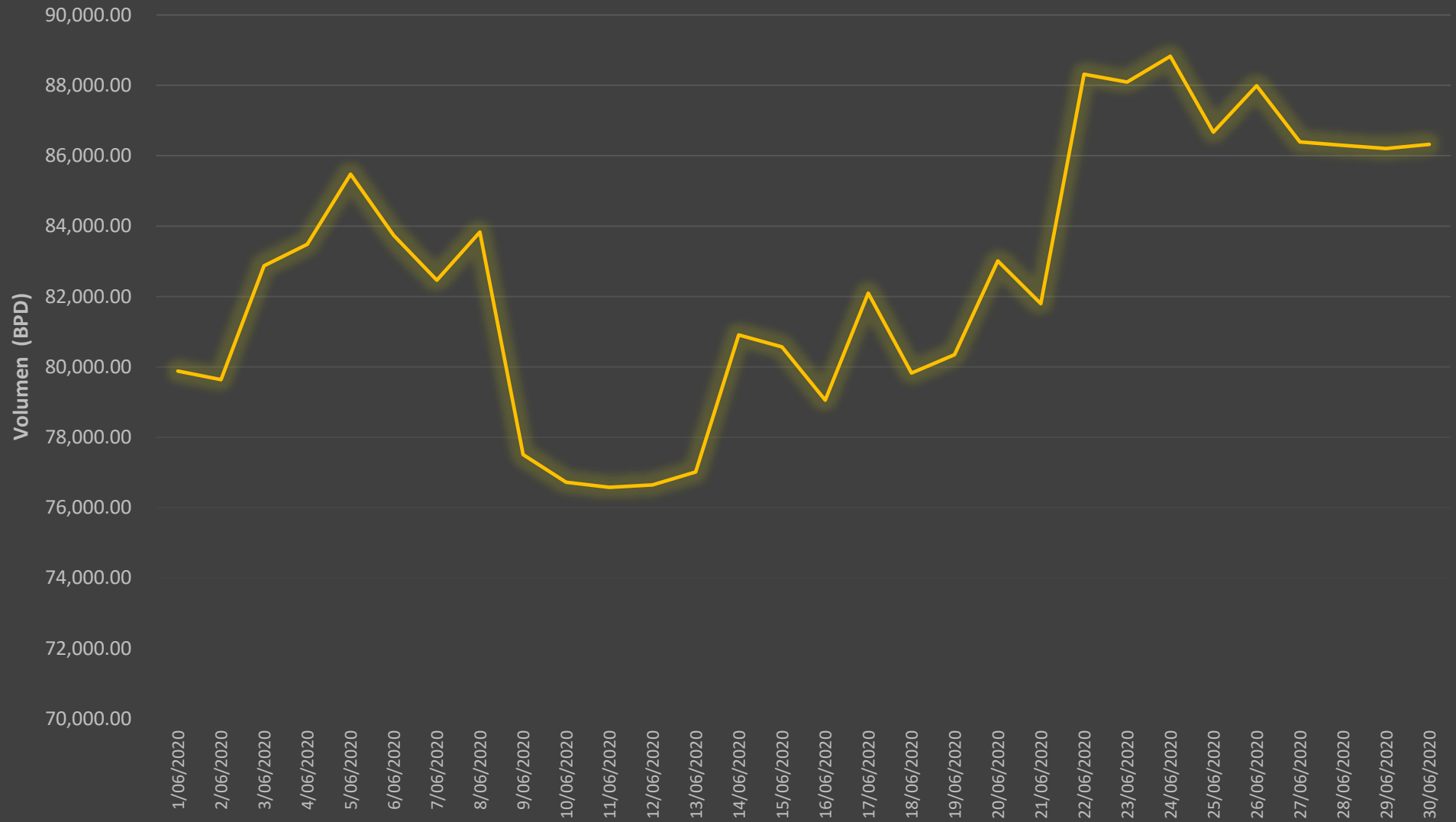
(3) BPD: Barriles por Día

Volumen de Gas Natural entregado diariamente por TGP en millones de pies cúbicos estándar por día (Periodo: junio 2020)

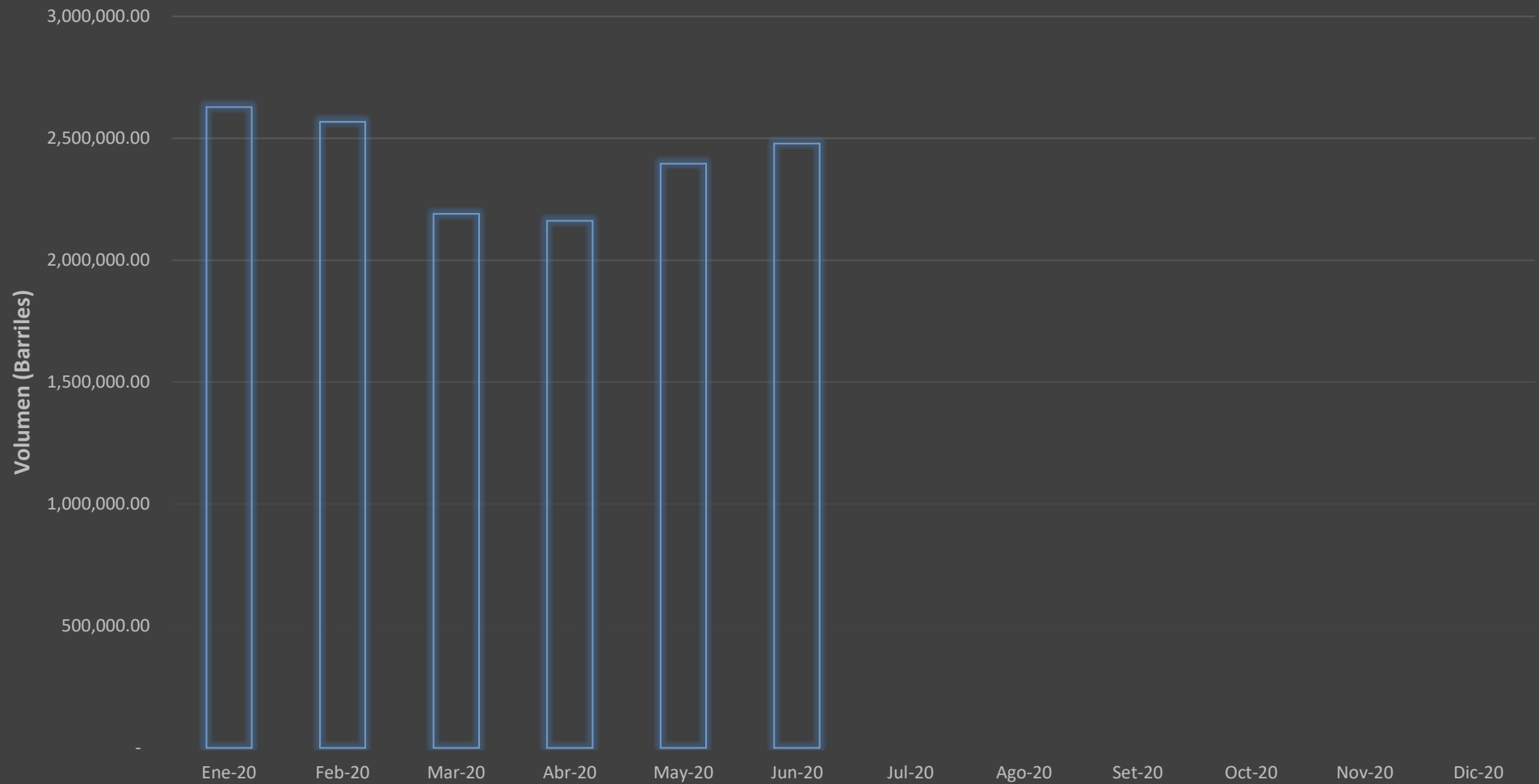


Volumen de Líquidos de Gas Natural entregado diariamente por TGP en barriles por día (Periodo: junio 2020)

— Total LGN



Reporte Mensual de Volúmenes entregados en el Sistema de Transporte por Ductos de Líquidos de Gas Natural Año: 2020



	Ene-20	Feb-20	Mar-20	Abr-20	May-20	Jun-20	Jul-20	Ago-20	Set-20	Oct-20	Nov-20	Dic-20
Total LGN (Barriles)	2,627,880.5	2,568,061.0	2,190,725.3	2,161,951.1	2,395,941.0	2,478,550.2	-	-	-	-	-	-

Volumen de Gas Natural entregado diariamente por TGP en millones de pies cúbicos estándar por día (Periodo: marzo 2012 a junio 2020)

