

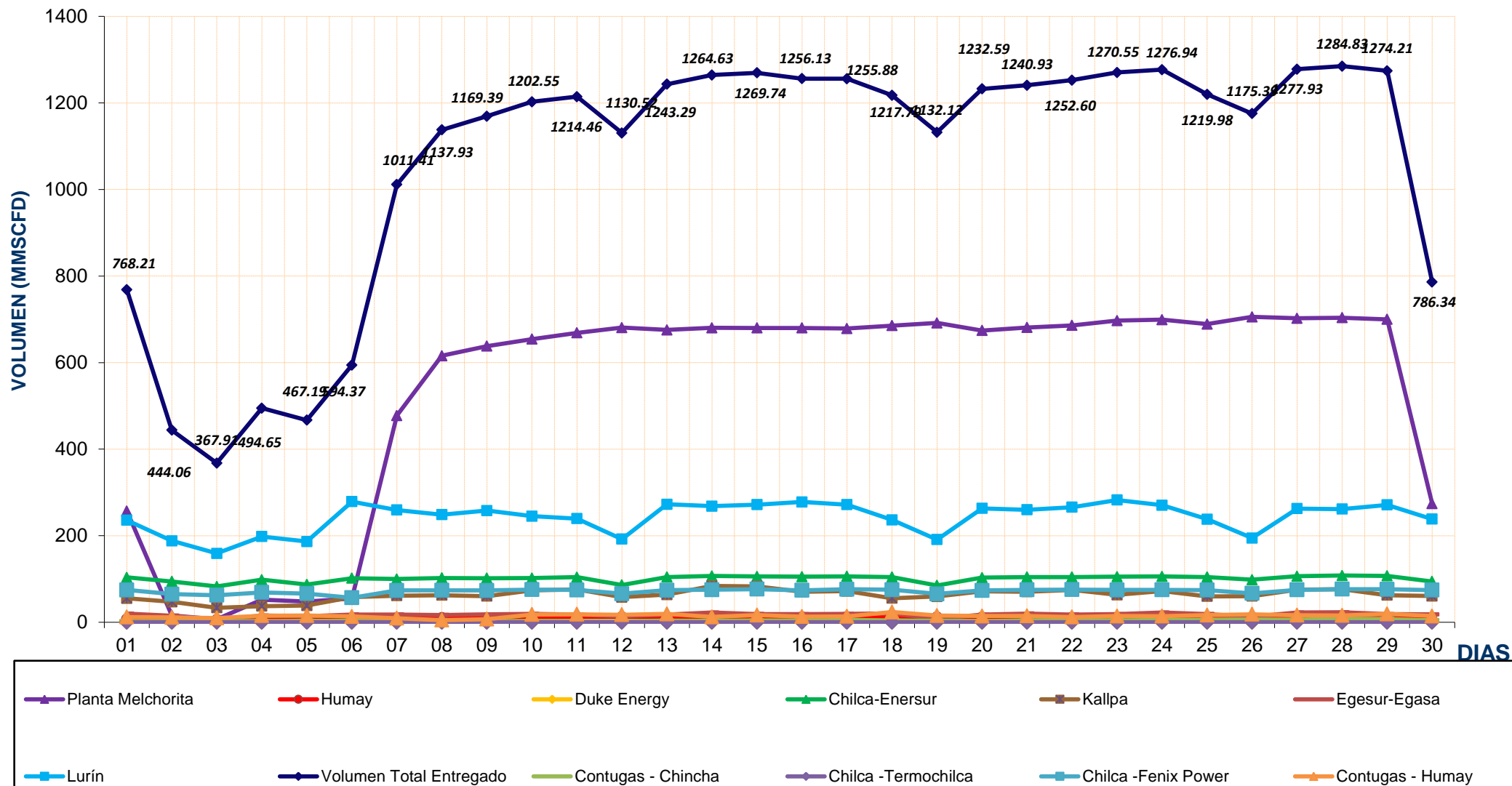
<b>REPORTE DIARIO DE LA OPERACIÓN* DE LOS SISTEMAS DE TRANSPORTE DE GAS NATURAL (GN) Y LÍQUIDOS DE GAS NATURAL (LGN)</b>																
<b>CONCESIONARIO: TRANSPORTADORA DE GAS DEL PERU S.A.</b>																
<b>PERIODO: Abril 2015</b>																
<b>Entregas del Sistema de Transporte de Gas Natural (MMSCFD<sup>1</sup>)</b>															<b>Sistema de Transporte de Líquidos de Gas Natural (BPD<sup>2</sup>)</b>	
Días	Ducto Principal PLNG			Ducto TGP										Total Volumen Entregado	Días	Volumen Bombeado Malvinas
	Chiquintirca	C.U.A	Planta Melchorita	Humay	Duke Energy	Enersur	Kallpa	Egasa / Egesur	Chincha - Contugas	Humay - Contugas	Chilca - Termochilca	Chilca - Fenix Power	Lurín			
01-abr-15	556.92	242.50	256.91	7.45	0.00	103.74	55.31	19.85	2.31	12.12	0.00	74.67	235.86	768.21	01-abr-15	54,793.00
02-abr-15	44.61	28.94	15.67	5.40	0.00	94.31	47.22	15.15	2.03	11.17	0.00	64.98	188.13	444.06	02-abr-15	2,299.00
03-abr-15	280.11	266.92	6.92	6.13	0.00	82.77	33.57	4.92	2.07	9.82	0.00	62.50	159.20	367.91	03-abr-15	17,100.00
04-abr-15	421.68	199.90	52.10	5.95	0.00	98.25	37.36	15.50	3.00	15.25	0.00	69.03	198.20	494.65	04-abr-15	38,913.50
05-abr-15	180.05	112.33	48.18	7.31	0.00	87.31	38.71	14.09	3.28	15.44	0.00	66.41	186.46	467.19	05-abr-15	43,513.00
06-abr-15	287.84	249.00	55.18	8.95	0.00	101.97	58.21	17.85	3.43	13.35	0.00	56.71	278.72	594.37	06-abr-15	62,123.50
07-abr-15	623.56	250.34	477.56	9.77	0.00	100.07	61.60	17.92	2.38	9.21	0.00	73.52	259.37	1011.41	07-abr-15	71,942.00
08-abr-15	874.10	244.12	615.75	10.53	0.00	102.43	62.61	16.99	2.18	4.90	0.00	73.93	248.59	1137.93	08-abr-15	91,014.00
09-abr-15	844.88	245.01	637.99	10.03	0.00	101.71	60.45	18.11	2.29	7.13	0.00	73.65	258.01	1169.39	09-abr-15	94,609.00
10-abr-15	881.22	248.13	654.26	11.32	0.00	102.22	73.72	19.18	3.13	18.05	0.00	75.56	245.11	1202.55	10-abr-15	94,767.00
11-abr-15	905.61	244.34	668.84	12.55	0.00	104.19	75.73	17.71	2.81	18.37	0.00	74.78	239.48	1214.46	11-abr-15	93,600.00
12-abr-15	913.65	178.55	680.92	12.88	0.00	86.36	58.00	13.90	2.66	17.34	0.00	66.13	192.32	1130.52	12-abr-15	92,969.50
13-abr-15	919.54	261.54	675.44	12.07	0.00	104.47	63.96	17.74	3.62	19.22	0.00	74.19	272.57	1243.29	13-abr-15	97,208.00
14-abr-15	944.20	273.77	680.48	11.99	0.00	107.01	83.82	22.62	3.10	12.28	0.00	75.13	268.20	1264.63	14-abr-15	99,254.00
15-abr-15	952.76	275.34	680.01	12.41	0.00	105.90	82.92	19.04	4.34	16.58	0.00	76.62	271.92	1269.74	15-abr-15	103,618.50
16-abr-15	954.86	269.66	680.18	12.29	0.00	105.41	70.64	18.81	3.85	13.06	0.00	73.99	277.90	1256.13	16-abr-15	103,054.00
17-abr-15	951.24	274.49	678.76	12.58	0.00	106.27	71.89	19.15	5.25	13.71	0.00	76.32	271.94	1255.88	17-abr-15	102,910.00
18-abr-15	927.44	232.73	685.37	12.14	0.00	104.57	55.71	20.44	4.11	23.60	0.00	75.25	236.60	1217.79	18-abr-15	96,601.00
19-abr-15	896.23	163.51	691.58	12.17	0.00	85.24	59.69	7.94	3.41	15.45	0.00	65.50	191.14	1132.12	19-abr-15	103,663.00
20-abr-15	926.79	253.93	674.10	11.74	0.00	103.14	71.62	17.78	2.93	14.53	0.00	73.53	263.21	1232.59	20-abr-15	93,405.00
21-abr-15	933.03	260.61	681.28	10.75	0.00	104.49	70.56	20.04	4.15	14.80	0.00	74.97	259.88	1240.93	21-abr-15	84,254.00
22-abr-15	930.00	261.36	685.93	10.98	0.00	104.49	74.80	17.80	5.21	11.96	0.00	75.44	265.98	1252.60	22-abr-15	91,465.00
23-abr-15	933.00	264.82	696.94	10.06	0.00	105.31	63.28	18.66	4.41	14.39	0.00	74.80	282.69	1270.55	23-abr-15	101,382.00
24-abr-15	947.85	259.32	699.14	12.09	0.00	105.82	72.07	22.61	5.43	14.16	0.00	75.01	270.61	1276.94	24-abr-15	101,857.50
25-abr-15	930.49	237.74	688.93	12.15	0.00	104.61	60.02	18.96	5.85	16.59	0.00	74.53	238.34	1219.98	25-abr-15	103,277.00
26-abr-15	921.03	187.43	705.75	11.69	0.00	98.35	60.43	12.74	6.43	18.39	0.00	66.86	194.76	1175.39	26-abr-15	103,277.00
27-abr-15	953.50	256.70	702.30	11.26	0.00	106.51	75.37	22.50	5.96	16.41	0.00	75.01	262.61	1277.93	27-abr-15	89,265.00
28-abr-15	963.39	270.07	703.68	11.23	0.00	108.09	76.63	23.18	8.01	15.91	0.00	76.45	261.65	1284.83	28-abr-15	85,229.00
29-abr-15	964.54	258.15	699.94	11.27	0.00	107.35	62.55	18.62	7.67	19.23	0.00	76.32	271.27	1274.21	29-abr-15	90,190.00
30-abr-15	519.72	293.05	274.30	6.66	0.00	94.44	60.64	18.30	4.57	14.39	0.00	74.53	238.50	786.34	30-abr-15	28,257.00
<b>TOTAL</b>	<b>21,799.56</b>	<b>6,513.08</b>	<b>15,180.14</b>	<b>295.87</b>	<b>0.00</b>	<b>2,825.01</b>	<b>1,775.92</b>	<b>491.20</b>	<b>107.65</b>	<b>403.19</b>	<b>0.00</b>	<b>2,015.49</b>	<b>6,779.47</b>	<b>29,873.94</b>	<b>TOTAL</b>	<b>2,317,363.50</b>
<b>PROMEDIO</b>	<b>778.56</b>	<b>232.61</b>	<b>542.15</b>	<b>10.57</b>	<b>0.00</b>	<b>100.89</b>	<b>63.43</b>	<b>17.54</b>	<b>3.84</b>	<b>14.40</b>	<b>0.00</b>	<b>71.98</b>	<b>242.12</b>	<b>1,066.93</b>	<b>PROMEDIO</b>	<b>82,762.98</b>

(\*) Los datos de volúmenes de Gas Natural y Líquidos de Gas Natural son operativos y no necesariamente coinciden con datos fiscalizados.

<sup>1</sup> MMSCFD: Millones de Pies Cubicos Estandar por Día

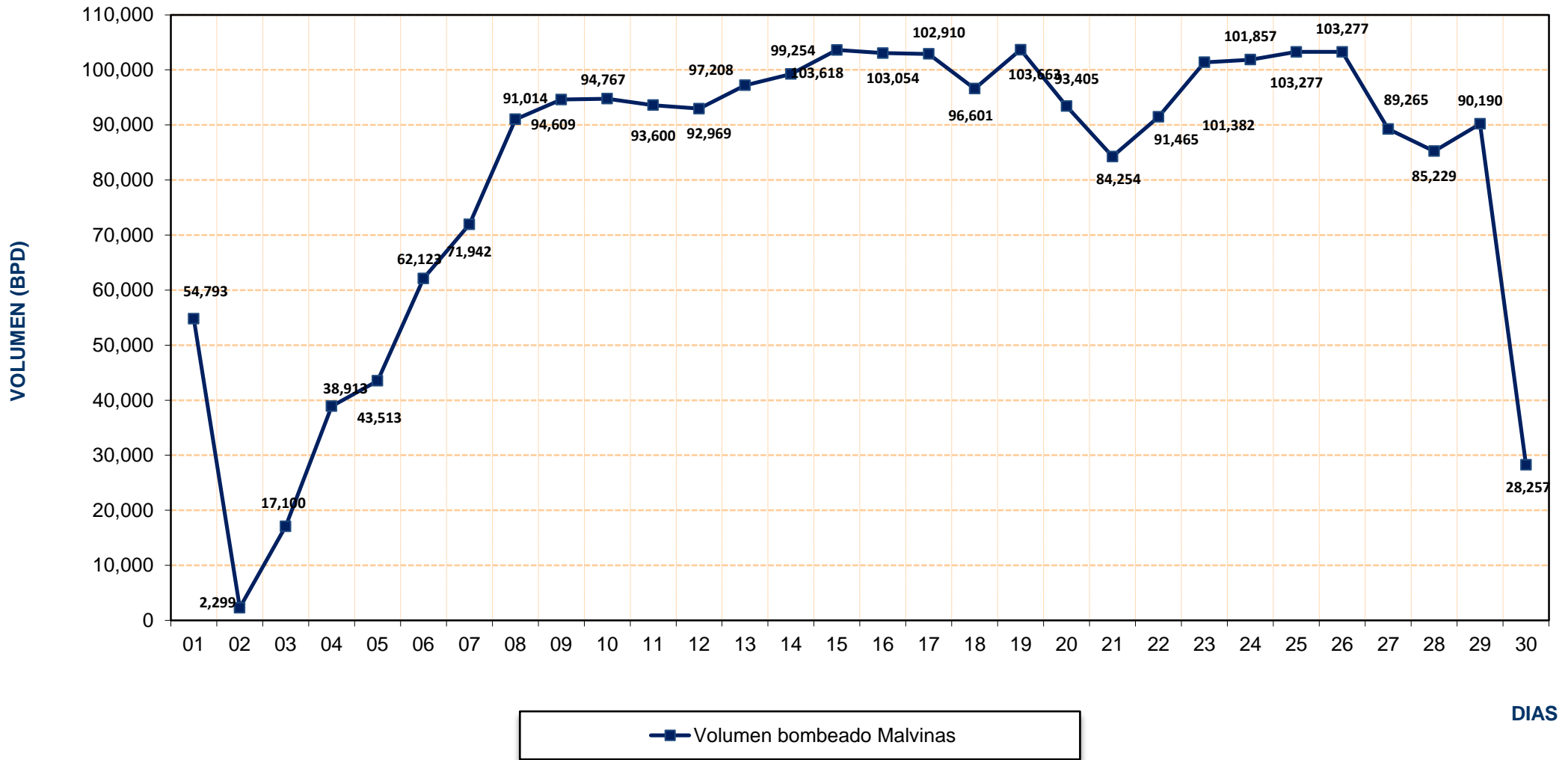
<sup>2</sup> BPD: Barriles Por Día

## REPORTE OPERATIVO\* DEL SISTEMA DE TRANSPORTE DE GAS NATURAL (GN) DURANTE ABRIL 2015



\* Los valores podría diferir del Volumen Fiscalizado.

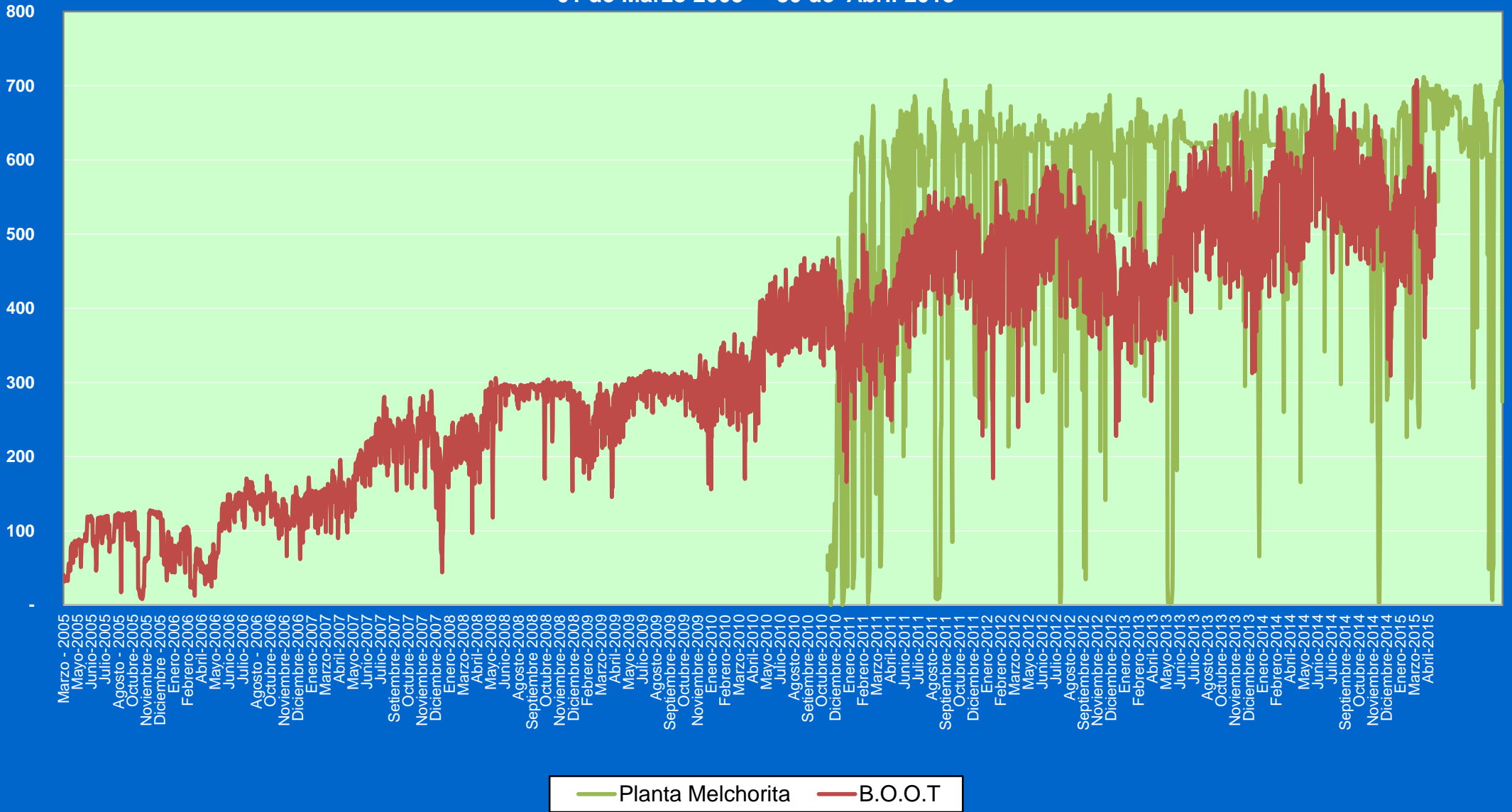
## REPORTE OPERATIVO\* DEL SISTEMA DE TRANSPORTE DE LÍQUIDOS DE GAS NATURAL (LGN) DURANTE ABRIL 2015



\* Los valores podría diferir del Volumen Fiscalizado.

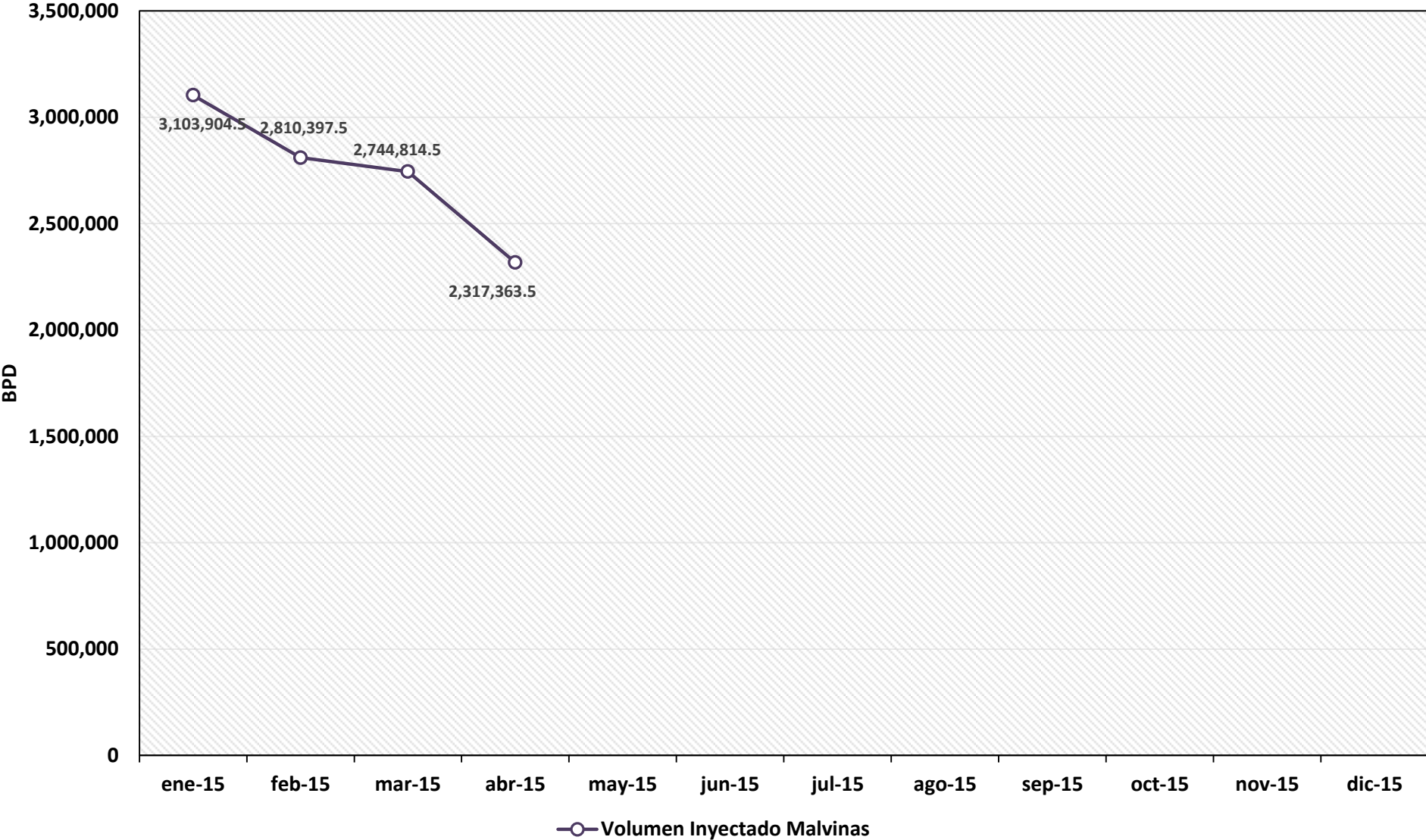
Volumen  
(MMSCFD)

### Volumen de Gas Natural entregado diariamente por TGP en millones de pies cúbicos diarios (MMSCFD) 01 de Marzo 2005 - 30 de Abril 2015





# REPORTE MENSUAL DE VOLUMENES ENTREGADOS EN EL SISTEMA DE TRANSPORTE DE LIQUIDOS DE GAS NATURAL (LGN) DURANTE EL 2015



# VOLUMEN PROMEDIO DIARIO DE LÍQUIDOS DE GAS NATURAL TRANSPORTADO POR TGP EN BARRILES POR DÍA (BPD)

Enero 2006 - Abril 2015

